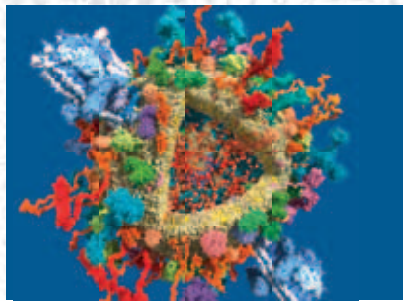
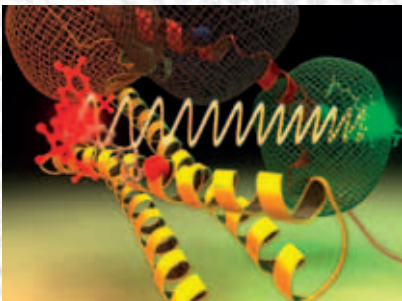




# Annual Meeting of the German Biophysical Society

23–26 September 2012  
GÖTTINGEN (DE)


Molecular Biophysics  
Membranes, Cells, Networks  
Medical Biophysics



PROGRAMME

[www.biophysical-congress.de](http://www.biophysical-congress.de)

## Programme Overview

Sunday, 23 Sep 2012			Monday, 24 Sep 2012				Tuesday, 25 Sep 2012				Wednesday, 26 Sep 2012				
		Lecture Hall 009			Lecture Hall 009	Lecture Hall 006			Lecture Hall 009	Lecture Hall 006			Lecture Hall 009		
			08:30	120 min	<b>Conformational Changes in Biomolecules and their Characterisation</b>  p. 10			08:30	90 min	<b>Plenary Talks III</b> p. 14					
			10:30	25 min	Break			10:00	25 min	Break					
			10:55	60 min	<b>Single Molecules and Small Ensembles</b> p. 10	<b>Biomolecular Interactions</b> p. 10		10:25	60 min	<b>Membrane Transport and Molecular Machines I</b> p. 14	<b>Membrane Architecture I</b> p. 14				
			11:55	5 min	Break			11:25	5 min	Break					
			12:00	60 min	<b>Plenary Talks II</b> p. 11			11:30	90 min	<b>Membrane Transport and Molecular Machines II</b> p. 15	<b>Membrane Architecture II</b> p. 15				
			13:00	45 min	Lunch Break			13:00	45 min	Lunch Break					
			13:45	30 min	<b>Section Meetings</b> p. 11	<b>Poster Session (Foyer)</b> p. 11		13:45	30 min	<b>GBM study Group Biophysical Chemistry</b> p. 15	<b>Poster Session (Foyer)</b> p. 16				
			14:15	60 min	<b>General Meeting DGfB</b> p. 12										
15:00		<b>Registration Desk Opening (Foyer)</b>	15:30	90 min	<b>Photobiophysics and Charge Transfer</b> p. 12	<b>EUTrigTreat Symposium</b>  p. 12		15:30	60 min	<b>Computational Biophysics and Simulation I</b> p. 16	<b>New Techniques and Challenges in Biophysics</b> p. 16				
17:00	30 min	<b>Welcome</b> p. 9	17:00	30 min	Break			16:30	30 min	Break					
17:30	120 min	<b>Plenary Talks I</b> p. 9	17:30	90 min	<b>Biological Physics</b>  p. 13			17:00	60 min	<b>Computational Biophysics and Simulation II</b> p. 17	<b>Life Cell Imaging and Locomotion</b> p. 17				
19:30	90 min	<b>Welcome Reception (Foyer)</b> p. 28	19:15	150 min	<b>Social Programme</b> p. 28			18:15	90 min	<b>Social Programme</b> p. 28					
								from 19:45		<b>Conference Dinner</b> p. 29					
													09:00	90 min	<b>Plenary Talks IV</b> p. 18
													10:30	30 min	Break
													11:00	90 min	<b>Plenary Talks V</b> p. 18
													12:30	30 min	<b>Posteraward/Closing</b> p. 18

Programme Overview .....	2
Table of Contents .....	3
Organisation and Imprint .....	4
Welcome Note of the Conference Chairs .....	7
Scientific Programme	
Sunday, 23 September 2012 .....	9
Monday, 24 September 2012 .....	10
Tuesday, 25 September 2012 .....	14
Wednesday, 26 September 2012 .....	18
Session Overview	
Sunday, 23 September 2012 and Monday, 24 September 2012 .....	19
Tuesday, 25 September 2012 and Wednesday, 26 September 2012 .....	20
Sponsors and Exhibitors .....	22
Media Cooperations .....	24
Plan of Conference Venue, Exhibition and Poster Area .....	25
City Map .....	26
Social Programme .....	28
General Information .....	30
General Hints for Authors and Presenters .....	38
List of Participants .....	39
Index of Authors and Presenters .....	48
General Terms and Conditions .....	55

# Organisation and Imprint

## Venue and Date

University of Göttingen  
Central Lecture Hall Building (ZHG)  
Platz der Göttinger Sieben 5 • 37073 Göttingen (DE)  
23–26 September 2012

## Organiser

German Biophysical Society (Deutsche Gesellschaft für Biophysik, DGfB)

## Conference Chairs

Prof. Dr. Helmut Grubmüller  
Max Planck Institute for Biophysical Chemistry  
Karl-Friedrich-Bonhoeffer-Institute  
Department of Theoretical and  
Computational Biophysics  
Am Fassberg 11 • 37077 Göttingen (DE)

Prof. Dr. Andreas Janshoff  
University of Göttingen  
Institute of Physical Chemistry  
Tammannstraße 6 • 37077 Göttingen (DE)

## Organising Committee

**at MPI for Biophysical Chemistry**  
**Prof. Dr. Helmut Grubmüller**  
Dr. Petra Kellers



**at University of Göttingen**  
**Prof. Dr. Andreas Janshoff**  
Petra Lappe



## German Biophysical Society (DGfB)

Prof. Dr. Hans-Joachim Galla (Chairman)  
Institute for Biochemistry  
University of Münster



Prof. Dr. G. Ulrich Nienhaus (Vice Chairman)  
Institute of Applied Physics and  
Center for Functional Nanostructures  
Karlsruhe Institute of Technology

Prof. Dr. Claudia Steinem (Vice Chairman)  
Institute for Organic and  
Biomolecular Chemistry  
University of Göttingen

Prof. Dr. Ulrike Alexiev (Secretary)  
Department of Physics  
Freie Universität Berlin

Prof. Dr. Daniel Huster (Treasurer)  
Medical Department  
Medical Physics and Biophysics  
University of Leipzig

## Section Speakers of the German Biophysical Society

### Section I

Molecular Biophysics

Prof. Dr. Rainer Böckmann

Computational Biology

Department Biology

University of Erlangen-Nürnberg

### Section II

Membranes, Cells, Networks

Prof. Dr. Thomas Gutschmann

Research Centre Borstel

### Section III

Medical Biophysics

Prof. Dr. Peter Pohl

Institute for Biophysics

University of Linz

## Conference Organisation

Conventus Congressmanagement & Marketing GmbH

Marit Herrnberger

Carl-Pulfrich-Straße 1

07745 Jena (DE)

Phone +49 (0)3641 311 63 62

Fax +49 (0)3641 311 62 43

[biophysics@conventus.de](mailto:biophysics@conventus.de)

[www.biophysical-congress.de](http://www.biophysical-congress.de)

## Design/Layout

Layout

[www.krea.tif-design.de](http://www.krea.tif-design.de)

Print

[www.siblog.de](http://www.siblog.de)

Circulation

470

Editorial Deadline

12 September 2012

## Abbreviations referring to the abstract book

Number      Corresponds to the abstract number

T              Talk

P              Poster

\*Name        Main Author

## Organisation and Imprint

Organisation in cooperation with  
Association for Biophysics  
(Deutsche Physikalische Gesellschaft, DPG)



Society for Biochemistry and Molecular Biology  
(Gesellschaft für Biochemie und Molekularbiologie, GBM)



EuTrigTreat



We gratefully acknowledge financial support by  
German Research Foundation  
(Deutsche Forschungsgemeinschaft, DFG)



Collaborative Research Center 755 – Nanoscale Photonic Imaging  
(Sonderforschungsbereich 755)



Collaborative Research Center 803 – Functionality  
Controlled by Organisation in and between Membranes  
(Sonderforschungsbereich 803)



Society for Biochemistry and Molecular Biology  
(Gesellschaft für Biochemie und Molekularbiologie, GBM)



EuTrigTreat



## Welcome Note of the Conference Chairs

Dear colleagues

It is our great pleasure to welcome you to the **Annual Meeting of the German Biophysical Society (DGfB)** from **23–26 September 2012** which is held in the Central Lecture Hall Building of the **University of Göttingen!** It is a delight for us to present you a diversified programme with the newest developments in the field of biophysics.

The DGfB, as an association, represents biophysics in Germany and thrives on interdisciplinary exchange with other associations and their subgroups. This year's cooperation partners, the Society for Biochemistry and Molecular Biology (GBM), the professional Association for Biophysics (DPG) and the Collaborative Research Centers 755 as well as 803, have been decisive contributing to a varied, distinctive and internationally orientated programme. We are more than pleased that members of related societies and associations are actively participating in our conference. Therefore, we would like to thank them for all the support.

We are convinced that our Annual Meeting, held on the famous research campus of the traditionally rich "Georg August University" of Göttingen, will entail new results and impulses for many fields of biophysics. We would like to seize the opportunity to thank the internationally renowned keynote speakers, who have accepted our invitation to join our meeting and to give valuable insights into their fields of expertise.

Impressed by the gratifying commitment regarding the submission of diverse innovative presentations of various institutions, we would like to express our sincere thanks to everyone who was enriching the abstract submission process and thereby our stimulating scientific programme. The remarkable number of lectures and poster presentations will promote our scientific exchange with lasting impressions.

During the conference, the German Biophysical Society will award the Klaus Arnold Publication Prize to a young German scientist with an outstanding publication in order to reward the engagement of young scientists and support their careers. Additionally, the best three poster contributions will be granted with a poster award.

Our conference will be accompanied by a worthwhile social programme. We kindly invite you to join the guided city tours to get introduced to the historical centre of Göttingen. Furthermore, attendees are invited to the conference dinner, taking place in the refectory's premises of the University Medical Center.

## Welcome Note of the Conference Chairs

Furthermore, our conference will be accompanied by an extensive, specialised industrial exhibition, giving insight in technical innovation and particular procedures.

We are looking forward to sharing informative and inspiring days at this year's Annual Meeting of the German Biophysical Society in Göttingen with you!

With best regards,



Prof. Dr. Helmut Grubmüller  
Conference Chair




Prof. Dr. Andreas Janshoff  
Conference Chair



## Scientific Programme • Sunday, 23 September 2012

17 <sup>00</sup> –17 <sup>30</sup> Lecture Hall 009		<b>Welcome</b>	
17 <sup>00</sup> –17 <sup>15</sup>	H. Grubmüller (Göttingen/DE)	Welcome Note – Conference Chair	
17 <sup>15</sup> –17 <sup>30</sup>	H. J. Galla (Münster/DE)	Welcome Note – Chairman of the German Biophysical Society	
17 <sup>30</sup> –19 <sup>30</sup> Lecture Hall 009		<b>Plenary Talks I</b>	
17 <sup>30</sup> –18 <sup>00</sup>	P. Hegemann (Berlin/DE)	T 1	New perspectives for channel rhodopsin-activation and ion selectivity
18 <sup>00</sup> –18 <sup>30</sup>	R. Bittl (Berlin/DE)	T 2	Metal centers in protein – challenge for EPR spectroscopy
18 <sup>30</sup> –19 <sup>00</sup>	G. U. Nienhaus (Karlsruhe/DE)	T 3	Optical nanoscopy with novel fluorescent protein markers
19 <sup>00</sup> –19 <sup>30</sup>	C. Seidel (Düsseldorf/DE)	T 4	High precision FRET to determine dynamic protein structures and dissect the corresponding interconversion pathways
19 <sup>30</sup>		Welcome Reception (see page 28)	

## Scientific Programme • Monday, 24 September 2012

08 <sup>30</sup> –10 <sup>30</sup> Lecture Hall 009		<b>Conformational Changes in Biomolecules and their Characterization (GBM Session)</b>		
08 <sup>30</sup> –09 <sup>00</sup>	R. Tampé (Frankfurt a. M./DE)	T 5	Mechanism of the antigen translocation machinery	
09 <sup>00</sup> –09 <sup>30</sup>	W. A. Eaton (Bethesda, MD/US)	T 6	Transition paths in protein folding from single molecule experiments, theory, and simulations	
09 <sup>30</sup> –10 <sup>00</sup>	T. Kiefhaber (München/DE)	T 7	The mechanism of coupled protein folding and binding reactions – folding before binding or binding before folding	
10 <sup>00</sup> –10 <sup>30</sup>	H. Stark (Göttingen/DE)	T 8	Visualising conformational dynamics of large macromolecular complexes by cryo-EM	
10 <sup>30</sup> –10 <sup>55</sup>		Break		
10 <sup>55</sup> –11 <sup>55</sup> Lecture Hall 009		<b>Single Molecules and Small Ensembles</b>		
10 <sup>55</sup> –11 <sup>10</sup>	M. Lauterbach (Paris/FR)	T 9	STED microscope with phase contrast	
11 <sup>10</sup> –11 <sup>25</sup>	M. Dietz (Würzburg/DE)	T 10	Met receptor activation studied at the single-molecule level	
11 <sup>25</sup> –11 <sup>40</sup>	P. Singh (Bremen/DE)	T 11	Molecular transport across biological nanopores: characterising rate limiting interactions	
11 <sup>40</sup> –11 <sup>55</sup>	D. Kahra (Lübeck/DE)	T 12	The energy landscape of a two-domain-protein unraveled by smFRET – from catalysis to folding	
10 <sup>55</sup> –11 <sup>55</sup> Lecture Hall 006		<b>Biomolecular Interactions</b>		
10 <sup>55</sup> –11 <sup>10</sup>	A. Kunze (Göteborg/SE)	T 13	Equilibrium fluctuation analysis of single binding events measures how cholesterol and Ca <sup>2+</sup> -ions modulate glycosphingolipid trans-interactions	
11 <sup>10</sup> –11 <sup>25</sup>	K. Blank (Nijmegen/NL)	T 14	Electronic detection of single enzyme activity	
11 <sup>25</sup> –11 <sup>40</sup>	M. A. Pleitez Rafael (Frankfurt a. M./DE)	T 15	In vivo non-invasive glucose monitoring in human epidermis by ultrasound resonant photoacoustic spectroscopy using a tunable quantum cascade laser	
11 <sup>40</sup> –11 <sup>55</sup>	J. Bröcker (Kaiserslautern/DE)	T 16	A new ITC assay for measuring ultratight and low-affinity protein-ligand interactions	


## Scientific Programme • Monday, 24 September 2012

11 <sup>55</sup> –12 <sup>00</sup>		Break	
12 <sup>00</sup> –13 <sup>00</sup> Lecture Hall 009		<b>Plenary Talks II</b>	
12 <sup>00</sup> –12 <sup>30</sup>	G. Hummer (Bethesda, MD/US)	T 17	Water in proteins – when it's there and when it isn't
12 <sup>30</sup> –13 <sup>00</sup>	G. Jeschke (Zürich/CH)	T 18	Structural transitions of proteins and protein complexes – What can we learn from site-directed spin labeling EPR?
13 <sup>00</sup> –13 <sup>45</sup>		Lunch Break	
13 <sup>45</sup> –14 <sup>15</sup>		Section Meetings	
Lecture Hall 006		Section I – Molecular Biophysics	
Lecture Hall 009		Section II – Membranes, Cells, Networks	
Room MZG 1140		Section III – Medical Biophysics	
13 <sup>45</sup> –15 <sup>30</sup> Foyer		<b>Poster Sessions (Even numbers)</b>	
13 <sup>45</sup> –14 <sup>35</sup>	P 1–6 P 71–86 P 92–93 P 132–146 P 164–168 P 180–194 P 198–202 P 221–229 P 244–272	<b>Group I</b> Ion Channels, Pumps and Exchangers Membrane Lipids, Microdomains and Signaling Neuro/SNARE Aggregated Proteins and Self-Assembly Imaging and Optical Microscopy Cytoskeleton and Cell Migration Nucleic Acid and Chromatin Structure and Function Electron and Proton Transfer, Bioenergetics Spectroscopy	
14 <sup>40</sup> –15 <sup>30</sup>	P 7–70 P 87–91 P 94–131 P 147–163 P 169–179 P 196–197 P 203–220 P 230–243 P 273–275	<b>Group II</b> Computational Biophysics and Simulation Membranes and Membrane Proteins Single Molecule Biophysics Structure of Proteins and Protein Complexes Live Cell Imaging Molecular Machines Medical Biophysics Photosynthesis and Photosensing QM-Theory	

## Scientific Programme • Monday, 24 September 2012

14 <sup>15</sup> –15 <sup>15</sup> Lecture Hall 009		General Meeting DGfB	
15 <sup>30</sup> –17 <sup>00</sup> Lecture Hall 009		Photobiophysics and Charge Transfer	
15 <sup>30</sup> –15 <sup>45</sup>	M. Yulikov (Zürich/CH)	T 19	Combining lanthanide chelates and nitroxide radicals for nanometer-range distance measurements in biomacromolecules
15 <sup>45</sup> –16 <sup>00</sup>	V. Schönemann (Kaiserslautern/DE)	T 20	Substrate and inhibitor interaction in heme and iron-sulfur proteins investigated by nuclear inelastic scattering
16 <sup>00</sup> –16 <sup>15</sup>	J. P. Klare (Osnabrück/DE)	T 21	Triphosphate induced dimerisation of human guanylate binding protein 1 involves association of the C-terminal helices
16 <sup>15</sup> –16 <sup>30</sup>	M. Heck (Berlin/DE)	T 22	Distinct loops in arrestin differentially regulate ligand binding within the GPCR opsin
16 <sup>30</sup> –16 <sup>45</sup>	T. Kottke (Bielefeld/DE)	T 23	FT-IR and ultrafast UV/Vis spectroscopy on electron and proton transfer in the light sensor plant cryptochrome
16 <sup>45</sup> –17 <sup>00</sup>	A. Kerth (Halle, Saale/DE)	T 24	Interaction of thylakoidal and bacterial tat substrates with lipid monolayers studied by infrared reflection-absorption spectroscopy at the Air-Water Interface
15 <sup>30</sup> –17 <sup>00</sup> Lecture Hall 006		EUTrigTreat Symposium 	
15 <sup>30</sup> –15 <sup>48</sup>	S. Lehnart (Göttingen/DE)	T 25	Novel insight about cellular biophysics and molecular mechanisms of electrical heart disease
15 <sup>48</sup> –16 <sup>06</sup>	G. Smith (Glasgow/GB)	T 26	Use of multiphoton confocal microscopy to examine the sub-epicardial action potential characteristics as a function of depth in isolated rabbit hearts
16 <sup>06</sup> –16 <sup>24</sup>	F. Fenton (Ithaca, NY/US)	T 27	Dynamically generated complex spatiotemporal patterns in cardiac tissue
16 <sup>24</sup> –16 <sup>42</sup>	P. Bittihn (Göttingen/DE)	T 28	Theory and application of low-energy pacing strategies for the control of cardiac dynamics
16 <sup>42</sup> –17 <sup>00</sup>	T. Kohl (Göttingen/DE)	T 29	STED nanoscopy of RyR2 Ca <sup>2+</sup> release channels and analysis of cluster architecture in situ
17 <sup>00</sup> –17 <sup>30</sup>		Break	

## Scientific Programme • Monday, 24 September 2012

17 <sup>30</sup> –19 <sup>00</sup> Lecture Hall 009		Biological Physics (DPG Session)		
17 <sup>30</sup> –18 <sup>00</sup>	O. Hallatschek (Göttingen/DE)	T 30	The evolutionary advantage of being round	
18 <sup>00</sup> –18 <sup>30</sup>	W. Weber (Freiburg i. Br./DE)	T 31	Synthetic biology – smart cells and smart materials	
18 <sup>30</sup> –19 <sup>00</sup>	C. Eggeling (Göttingen/DE)	T 32	Studying membrane heterogeneity with STED nanoscopy	
19 <sup>15</sup>		Social Programme (see page 28)		

## Scientific Programme • Tuesday, 25 September 2012

08 <sup>30</sup> –10 <sup>00</sup> Lecture Hall 009		<b>Plenary Talks III</b>	
08 <sup>30</sup> –09 <sup>00</sup>	U. Zachariae (Edinburgh/GB)	T 33	Mechanistic insight into ion channel function by computational electrophysiology
09 <sup>00</sup> –09 <sup>30</sup>	G. Koenderink (Amsterdam/NL)	T 34	Physics of cytoskeletal organization
09 <sup>30</sup> –10 <sup>00</sup>	L. Tamm (Charlottesville, VA/US)	T 35	Should we care about lipid rafts in membrane fusion?
10 <sup>00</sup> –10 <sup>25</sup>		Break	
10 <sup>25</sup> –11 <sup>25</sup> Lecture Hall 009		<b>Membrane Transport and Molecular Machines I</b>	
10 <sup>25</sup> –10 <sup>40</sup>	G. Schroeder (Jülich/DE)	T 36	Protein dynamics from single-particle Cryo-EM data
10 <sup>40</sup> –10 <sup>55</sup>	T. Hoomann (Linz/AT)	T 37	The inactivated bacterial potassium channel conducts water
10 <sup>55</sup> –11 <sup>10</sup>	P. Seelheim (Münster/DE)	T 38	Reconstitution of human MRP3 into large and giant unilamellar vesicles provides new insights into cooperativity and coupling of ATP hydrolysis and substrate translocation in ABC transporters
11 <sup>10</sup> –11 <sup>25</sup>	S. Raunser (Dortmund/DE)	T 39	Structure of the rigor actin-tropomyosin-myosin complex
10 <sup>25</sup> –11 <sup>25</sup> Lecture Hall 006		<b>Membrane Architecture I</b>	
10 <sup>25</sup> –10 <sup>40</sup>	A. Beerlink (Hamburg/DE)	T 40	Structural investigation of reconstituted lipid membranes at the high resolution beamline P08 at PETRA III
10 <sup>40</sup> –10 <sup>55</sup>	M. Dwivedi (Münster/DE)	T 41	Size influences the effect of hydrophobic nanoparticles on the lung surfactant model system
10 <sup>55</sup> –11 <sup>10</sup>	Y. Park (Göttingen/DE)	T 42	Controlling synaptotagmin activity by electrostatic screening – the electrostatic effect of ATP is required for Ca <sup>2+</sup> -dependent vesicle fusion
11 <sup>10</sup> –11 <sup>25</sup>	P. Pohl (Linz/AT)	T 43	Interfacial proton diffusion
11 <sup>25</sup> –11 <sup>30</sup>		Break	

11 <sup>30</sup> –13 <sup>00</sup> Lecture Hall 009		Membrane Transport and Molecular Machines II	
11 <sup>30</sup> –11 <sup>45</sup>	D. Liße (Osnabrück/DE)	T 44	Specific targeting of nanoparticles for visualization and manipulation of proteins inside living cells
11 <sup>45</sup> –12 <sup>00</sup>	A. Vilfan (Ljubljana/SI)	T 45	Dynamics of pairs of processive myosin motors
12 <sup>00</sup> –12 <sup>15</sup>	C. You (Osnabrück/DE)	T 46	Dynamic submicroscopic signaling zone revealed by TALM and image correlation analysis
12 <sup>15</sup> –12 <sup>30</sup>	C. A. Wurm (Göttingen/DE)	T 47	STED microscopy enables the analysis of protein distributions within mitochondria
12 <sup>30</sup> –12 <sup>45</sup>	L. Alvarez (Bonn/DE)	T 48	Role of Ca <sup>2+</sup> in sperm navigation – Chicken or egg? Leibniz, Newton or sperm?
12 <sup>45</sup> –13 <sup>00</sup>	C. Brenker (Bonn/DE)	T 49	The CatSper channel – a polymodal chemosensor in human sperm
11 <sup>30</sup> –13 <sup>00</sup> Lecture Hall 006		Membrane Architecture II	
11 <sup>30</sup> –11 <sup>45</sup>	S. Keller (Kaiserslautern/DE)	T 50	Functional reconstitution of membrane proteins by isothermal titration calorimetry
11 <sup>45</sup> –12 <sup>00</sup>	F. Thalmann (Strasbourg/FR)	T 51	A thermodynamic model for phase coexistence in ternary cholesterol phospholipid mixtures
12 <sup>00</sup> –12 <sup>15</sup>	S. Mayr (Leipzig/DE)	T 52	Fe-Pd based ferromagnetic shape memory alloy membranes as sensors and actuators in biomedical applications – fundamentals, applications and challenges
12 <sup>15</sup> –12 <sup>30</sup>	E. Nir (Be'er-Sheva/IL)	T 53	Towards a reliable and useful DNA-nanotechnology: the single-molecule fluorescence strategy
12 <sup>30</sup> –12 <sup>45</sup>	A. Gubaev (Münster/DE)	T 54	Coordinated conformational changes in the supercoiling cycle of gyrase direct strand passage towards negative supercoiling
12 <sup>45</sup> –13 <sup>00</sup>	N. Hellmann (Mainz/DE)	T 55	Phase specific binding of Hla to lipid membranes
13 <sup>00</sup> –13 <sup>45</sup>		Lunch Break	
13 <sup>45</sup> –14 <sup>15</sup> Lecture Hall 009		GBM Study Group Biophysical Chemistry	

## Scientific Programme • Tuesday, 25 September 2012

13 <sup>45</sup> –15 <sup>30</sup> Foyer		Poster Sessions (Odd numbers)	
13 <sup>45</sup> –14 <sup>35</sup>	P 1–6	<b>Group I</b>	
	P 71–86	Ion Channels, Pumps and Exchangers	
	P 92–93	Membrane Lipids, Microdomains and Signaling	
	P 132–146	Neuro/SNARE	
	P 164–168	Aggregated Proteins and Self-Assembly	
	P 180–194	Imaging and Optical Microscopy	
	P 198–202	Cytoskeleton and Cell Migration	
	P 221–229	Nucleic Acid and Chromatin Structure and Function	
	P 244–272	Electron and Proton transfer, Bioenergetics	
		Spectroscopy	
14 <sup>40</sup> –15 <sup>30</sup>	P 7–70	<b>Group II</b>	
	P 87–91	Computational Biophysics and Simulation	
	P 94–131	Membranes and Membrane Proteins	
	P 147–163	Single Molecule Biophysics	
	P 169–179	Structure of Proteins and Protein Complexes	
	P 196–197	Live Cell Imaging	
	P 203–220	Molecular Machines	
	P 230–243	Medical Biophysics	
	P 273–275	Photosynthesis and Photosensing	
		QM-Theory	
15 <sup>30</sup> –16 <sup>30</sup> Lecture Hall 009		Computational Biophysics and Simulation I	
15 <sup>30</sup> –15 <sup>45</sup>	M. Fuhrmans (Göttingen/DE)	T 56	Simulation of vesicles at surfaces – rupture, fusion and spreading
15 <sup>45</sup> –16 <sup>00</sup>	A. Bronowska (Heidelberg/DE)	T 57	The devil is in the details – halogen bonding, sigma-holes, and rational drug design
16 <sup>00</sup> –16 <sup>15</sup>	E. Peter (Regensburg/DE)	T 58	A novel computer simulation method for simulating the multiscale transduction dynamics of signal proteins
16 <sup>15</sup> –16 <sup>30</sup>	J. H. Peters (Göttingen/DE)	T 59	Ubiquitin dynamics in complexes
15 <sup>30</sup> –16 <sup>30</sup> Lecture Hall 006		New Techniques and Challenges in Biophysics	
15 <sup>30</sup> –15 <sup>45</sup>	A. Schug (Eggenstein-Leopoldshafen/DE)	T 60	Integrating genomic information and molecular simulation to predict protein structure, complex formation and conformational transitions



## Scientific Programme • Tuesday, 25 September 2012

15 <sup>45</sup> –16 <sup>00</sup>	K. Busch (Osnabrück/DE)	T 61	Nanoscopic organisation of mitochondrial membrane microcompartments explored by tracking and localization microscopy (TALM)
16 <sup>00</sup> –16 <sup>15</sup>	L. Shang (Karlsruhe/DE)	T 62	Uptake of ultrasmall fluorescent gold nanoclusters by living HeLa cells
16 <sup>15</sup> –16 <sup>30</sup>	S. Svedhem (Göteborg/SE)	T 63	Combined QCM-D and light microscopy for cell studies
16 <sup>30</sup> –17 <sup>00</sup>		Break	
17 <sup>00</sup> –18 <sup>00</sup> Lecture Hall 009		<b>Computational Biophysics and Simulation II</b>	
17 <sup>00</sup> –17 <sup>15</sup>	L. Inhester (Göttingen/DE)	T 64	Auger spectrum of a water molecule after single and double core ionisation
17 <sup>15</sup> –17 <sup>30</sup>	P. W. Hildebrand (Berlin/DE)	T 65	Molecular dynamics of C-terminal Gta and Gsa peptides in the binding cavity of active GPCRs
17 <sup>30</sup> –17 <sup>45</sup>	L. Bock (Göttingen/DE)	T 66	Dynamic, energetic, and kinetic determinants of ribosomal translocation – microsecond all-atom simulations of hybrid cryo-EM/X-ray structural substates
17 <sup>45</sup> –18 <sup>00</sup>	M. Matthies (Hamburg/DE)	T 67	Continuous-space sequence optimisation for RNA secondary structures
17 <sup>00</sup> –18 <sup>00</sup> Lecture Hall 006		<b>Life Cell Imaging and Locomotion</b>	
17 <sup>00</sup> –17 <sup>15</sup>	A. Goehler (Würzburg/DE)	T 68	Super-resolution dSTORM imaging of human galectin-1 interacting with neuroblastoma cells
17 <sup>15</sup> –17 <sup>30</sup>	E. Sackmann (München/DE)	T 69	Cell locomotion driven by solitary actin gelation waves and actin microtubule crosstalk
17 <sup>30</sup> –17 <sup>45</sup>	D. Heinrich (München/DE)	T 70	PI3-kinase based cell repolarization mechanisms in spatio-temporally varying chemotactic gradient fields
17 <sup>45</sup> –18 <sup>00</sup>	A. Cioroianu (Eindhoven/NL)	T 71	Modeling the mechanics of cross-linked biopolymer networks
18 <sup>15</sup> –19 <sup>45</sup>		<b>Social Programme</b> (see page 28)	
from 19 <sup>45</sup>		<b>Conference Dinner</b> (see page 29)	

## Scientific Programme • Wednesday, 26 September 2012

09 <sup>00</sup> –10 <sup>30</sup> Lecture Hall 009		<b>Plenary Talks IV</b>	
09 <sup>00</sup> –09 <sup>30</sup>	D. C. Lamb (München/DE)	T 72	Single molecule methods and their involvement in the conflict between transcription factors at the promoter site
09 <sup>30</sup> –10 <sup>00</sup>	C.-P. Heisenberg (Klosterneuburg/AT)	T 73	Cell and tissue mechanics in zebrafish gastrulation
10 <sup>00</sup> –10 <sup>30</sup>	D. Anselmetti (Bielefeld/DE)	T 74	Mechanisms and dynamics of single molecule translocation processes through nanopores with optical tweezers
10 <sup>30</sup> –11 <sup>00</sup>		Break	
11 <sup>00</sup> –12 <sup>30</sup> Lecture Hall 009		<b>Plenary Talks V</b>	
11 <sup>00</sup> –11 <sup>30</sup>	M. Bennati (Göttingen/DE)	T 75	Advanced EPR spectroscopy for structural and functional studies of biomolecules
11 <sup>30</sup> –12 <sup>00</sup>	S. Grzesiek (Basel/CH)	T 76	NMR as a quantitative tool to decipher protein behavior
12 <sup>00</sup> –12 <sup>30</sup>	M. Vendruscolo (Cambridge/GB)	T 77	Determination of the structure and dynamics of proteins using NMR chemical shifts
12 <sup>30</sup> –13 <sup>00</sup> Lecture Hall 009		<b>Awards and Closing</b>	

### Sunday, 23 September 2012

Plenary Talks I 17<sup>30</sup>–19<sup>30</sup> Lecture Hall 009

### Monday, 24 September 2012

GBM Session 08<sup>30</sup>–10<sup>30</sup> Lecture Hall 009

Conformational Changes in  
Biomolecules and their Characterisation

Short Talks 1 10<sup>55</sup>–11<sup>55</sup> Lecture Hall 009

Single Molecules and Small Ensembles

Short Talks 2 10<sup>55</sup>–11<sup>55</sup> Lecture Hall 006

Biomolecular Interactions

Plenary Talks II 12<sup>00</sup>–13<sup>00</sup> Lecture Hall 009

Short Talks 3 15<sup>30</sup>–17<sup>00</sup> Lecture Hall 009

Photobiophysics and Charge Transfer

EUTrigTreat Symposium 15<sup>30</sup>–17<sup>00</sup> Lecture Hall 006

DPG Session 17<sup>30</sup>–19<sup>00</sup> Lecture Hall 009

Biological Physics

## Session Overview

### Tuesday, 25 September 2012

Plenary Talks III	08 <sup>30</sup> –10 <sup>00</sup>	Lecture Hall 009
Short Talks 4 Membrane Transport and Molecular Machines I	10 <sup>25</sup> –11 <sup>25</sup>	Lecture Hall 009
Short Talks 5 Membrane Architecture I	10 <sup>25</sup> –11 <sup>25</sup>	Lecture Hall 006
Short Talks 6 Membrane Transport and Molecular Machines II	11 <sup>30</sup> –13 <sup>00</sup>	Lecture Hall 009
Short Talks 7 Membrane Architecture II	11 <sup>30</sup> –13 <sup>00</sup>	Lecture Hall 006
Short Talks 8 Computational Biophysics and Simulation I	15 <sup>30</sup> –16 <sup>30</sup>	Lecture Hall 009
Short Talks 9 New Techniques and Challenges in Biophysics	15 <sup>30</sup> –16 <sup>30</sup>	Lecture Hall 006
Short Talks 10 Computational Biophysics and Simulation II	17 <sup>00</sup> –18 <sup>00</sup>	Lecture Hall 009
Short Talks 11 Life Cell Imaging and Locomotion	17 <sup>00</sup> –18 <sup>00</sup>	Lecture Hall 006

### Wednesday, 26 September 2012

Plenary Talks IV	09 <sup>00</sup> –10 <sup>30</sup>	Lecture Hall 009
Plenary Talks V	11 <sup>00</sup> –12 <sup>30</sup>	Lecture Hall 009

# Nanopositioning for Biophysics

Ideal for SR microscopy, nanoscopy, particle tracking, lens positioning, high speed imaging.

## Lowest Profiles

### **Nano-LPQ, Nano-LPS, Nano-BioS**

- Highest stability
- Highest speeds
- Picometer precision
- Travel ranges up to 300 microns (XYZ)

## Lens Positioning & Focussing

### **Nano-F series**

- Drift correction
- High speed and stability
- Picometer precision
- Compatible with inverted microscopes

## Drift Correction



### **Nano-Cyte®**

- Eliminates microscope drift in XYZ
- Image stability for days
- Stability at the nanometer scale
- Simultaneous image acquisition & correction

## Imaging Applications

### **Nano-Z series**

- Travel ranges up to 500 microns
- High precision and repeatability
- Closed loop control
- Metamorph, LabView, ImageJ compatible



**MCL**  
MAD CITY LABS GMBH

[sales@madcitylabs.eu](mailto:sales@madcitylabs.eu)

+41 (0)43 813 3025

[www.madcitylabs.eu](http://www.madcitylabs.eu)

Super resolution (STORM) image of Cy5-Cy3 labeled tubulin from A431 cells using Mad City Labs' Nano-View® system. Prof. K. Lidke, Univ. of New Mexico.

## Sponsors and Exhibitors

We would like to thank the following companies for their support:

### Sponsors

Accurion GmbH (Göttingen/DE)  
Avanti Polar Lipids, Inc. (Alabaster, AL/US)  
eDAQ Europe (Warschau/PL)  
Garland Science (Oxfordshire/GB)  
HEKA Elektronik Dr. Schulze GmbH (Lambrecht i. d. Pfalz/DE)  
IBA GmbH (Göttingen/DE)  
Mad City Labs GmbH (Kloten/CH)  
Nikon GmbH Mikroskope (Düsseldorf/DE)  
npi electronic GmbH (Tamm/DE)  
PicoQuant GmbH (Berlin/DE)  
Sequence Laboratories Göttingen GmbH (Göttingen/DE)

### Exhibitors

	Booth No.
Accurion GmbH (Göttingen/DE)	16
Agilent Technologies, Inc. (Chandler, AZ/US)	6
Atomic Force F&E GmbH (Mannheim/DE)	18
HORIBA Jobin Yvon GmbH (Bensheim/DE)	14
IBA GmbH (Göttingen/DE)	20
IonOptix Limited (Dublin/IE)	19
ISS, Inc. (Champaign, IL/US)	9
JPK Instruments AG (Berlin/DE)	15
L.O.T.-Oriol GmbH and Co. KG (Darmstadt/DE)	8
Mad City Labs GmbH (Kloten/CH)	3
MEDISO GmbH (Laer/DE)	2
Micrasys e. K./Applied Scientific Instrumentation (Herborn/DE)	10
Nanon Technologies GmbH (München/DE)	13
Nikon GmbH Mikroskope (Düsseldorf/DE)	7
npi electronic GmbH (Tamm/DE)	8a
PicoQuant GmbH (Berlin/DE)	17
Rapp OptoElectronics GmbH (Wedel/DE)	5
Sequence Laboratories Göttingen GmbH (Göttingen/DE)	12
TILL Photonics GmbH – an FEI Company (Gräfelfing/DE)	4
von Gegerfelt Photonics (Bensheim/DE)	1
World Precision Instruments, Inc. (Hitchin/GB)	11

State at printing

*made to measure*

Two Electrode Voltage Clamp Amplifiers for Oocytes



TEC-10CX

Universal Amplifiers for  
Electrophysiology and Electroporation



ELC-03XS

I/V Converters for  
Photomultipliers



PMT-02M PMT-03M PMT-INT

Extracellular Amplifier  
with Filters  
and Gain up to 10k



EXT-02F

Other npi electronic  
Instruments for Electrophysiology

- ↕ Single Electrode voltage/patch clamp amplifiers
- ↕ Drug screening system (**ScreeningTool**)
- ↕ Temperature control systems (heat and cool)
- ↕ Bridge-/Intracellular amplifiers
- ↕ Extracellular amplifiers
- ↕ Stimulus isolators (**without batteries**)
- ↕ Modular system (EPMS-07)
- ↕ Low pass Bessel filters
- ↕ Fast Iontophoretic drug application systems
- ↕ Fast Pneumatic drug application systems
- ↕ Data acquisition hard- and software
- ↕ Automatic chlorinator
- ↕ Miniature headstage for *in vivo* recording
- ↕ **ALA Scientific** Perfusion systems; accessories
- ↕ **Burleigh** Micropositioners; Gibraltar platform
- ↕ **Sensapex** Small piezo manipulator
- ↕ **Scientifica** Micropositioning systems; SliceScope
- ↕ **X-Cite** Fluorescence illumination systems

## Media Cooperations

Cambridge University Press (Cambridge/GB)  
*Quarterly Reviews of Biophysics*

Elsevier B. V. (Amsterdam/NL)  
*Physics of Life Reviews*

GIT VERLAG, Wiley-VCH Verlag GmbH and Co. KGaA (Weinheim/DE)  
*BIOforum*

Springer Media B. V. (Houten/NL)  
*European Physical Journal E*  
*Journal of Biological Physics*

Springer Science+Business Media (Philadelphia, PA/US)  
*Cell Biochemistry and Biophysics*

Springer-Verlag GmbH (Heidelberg/DE)  
*European Biophysics Journal*

The Royal Society (London/GB)  
*Journal of the Royal Society Interface*

Wiley-VCH Verlag GmbH and Co. KGaA (Weinheim/DE)  
*Annalen der Physik*



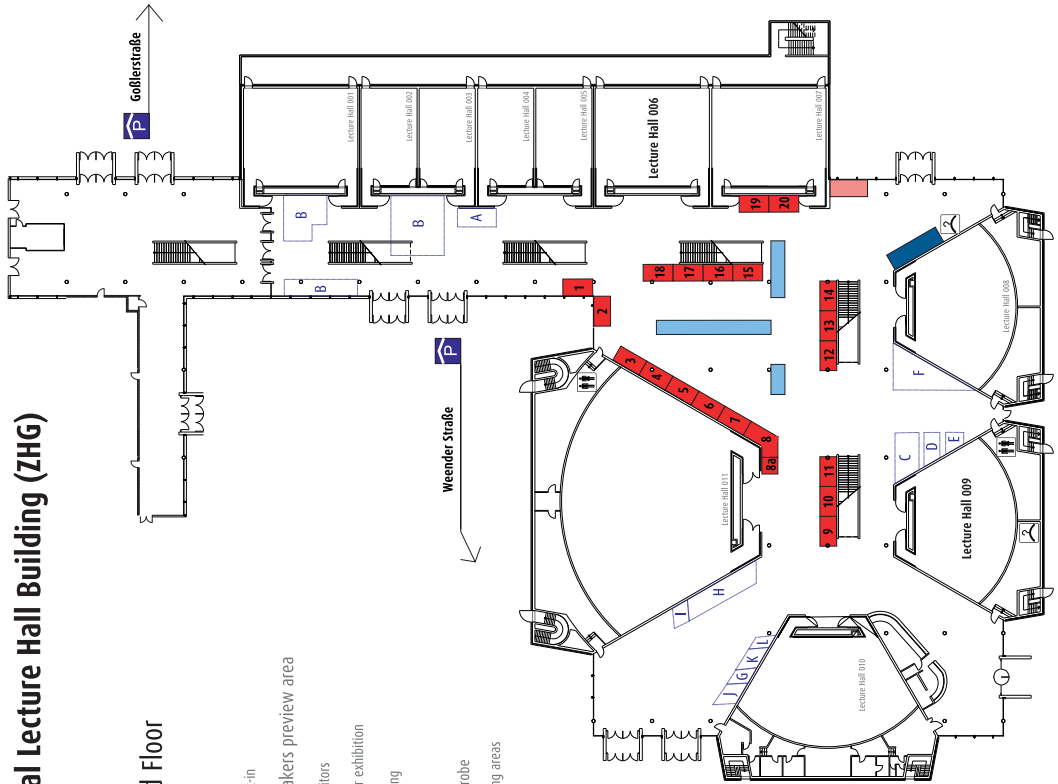
# Plan of Conference Venue, Exhibition and Poster Area

## Central Lecture Hall Building (ZHG)

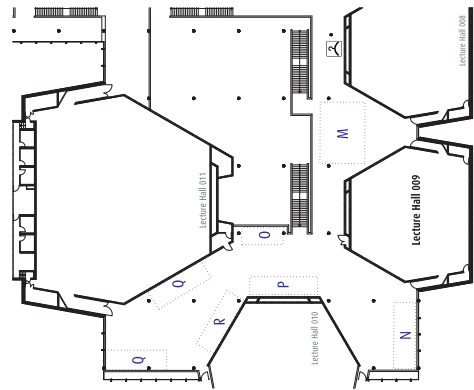
### Ground Floor

#### Legend

- Check-in
- Speakers preview area
- Exhibitors
- Poster exhibition
- Catering
- WC
- Wardrobe
- Parking areas



### First Floor



### Poster Areas & Topics

- A Ion channels, pumps & exchangers
- B Computational biophysics & simulation
- C Membrane lipids, microdomains & signaling
- D Membranes & membrane proteins
- E Neuro/SNARE
- F Single molecule biophysics
- G Aggregated proteins & self-assembly
- H Structure of proteins & protein complexes
- I Imaging & optical microscopy
- J Live cell imaging
- K Cytoskeleton & cell migration
- L QM-theory
- M Nucleic acid & chromatin structure & function
- N Medical biophysics
- O Electron & proton transfer, bioenergetics
- P Photosynthesis & photosensory
- Q Spectroscopy
- R Molecular machines

State at printing

# City Map



Source: Stadt Göttingen, Fachdienst Bodenordnung, Vermessung und Geoinformation

1 = Central Lecture Hall Building (conference venue)

4 = Parking Weender Landstraße

2 = University Medical Center (location of conference dinner)

5 = Central Station

3 = Parking Goßlerstraße



# EBSA 2013

9th European Biophysics Congress

Lisbon Portugal 13-17 July 2013

[www.ebsa2013.org](http://www.ebsa2013.org)



## Social Programme

### Welcome Reception

The welcome reception will take place after the opening plenary lecture in the foyer of the Central Lecture Hall Building at the University of Göttingen. Come together for snacks and drinks subsequent to the conference's kick-off and break the ice in first conversations with colleagues and exhibitors.

Date	Sunday, 23 September 2012
Begin/Duration	19 <sup>30</sup> -21 <sup>00</sup>
Place	Foyer Central Lecture Hall Building
Fee	Free of charge



© Fotolia.com • Klaus Epele

### Guided City Tours

#### Göttingen for Night Owls

Join a guided tour that is quite different from all usual city tours. In contrast to conventional sightseeing, this tour is not only about talking, it is also about drinking. Within 2.5 hours you will learn a lot of drinking customs in an interactive way. Instead of learning about social gathering in Göttingen, participants will get inspired to experience a friendly Get-Together. Visit the University City's most lovely and traditional bars and lounges of the while listening to the old stories and anecdotes around the drinking culture of Göttingen.

Date	Monday, 24 September 2012
Begin/Duration	19 <sup>15</sup> /2.5 hrs
Meeting Point	Check-In
Fee	10 EUR



© wikimedia.org • Times

#### All about "Gänseliesl" • 25 September 2012

Embark on the trail of Göttingen's landmark – the "Gänseliesl" – and get to know interesting details about traditions of the university city Göttingen and its historical city centre with numerous sights. In a walk of 1.5 hours, you will learn everything about the symbol of the "Gänseliesl", a girl looking after geese, and its status for the city

Date	Tuesday, 25 September 2012
Begin/Duration	18 <sup>15</sup> /1.5 hrs
Meeting Point	Check-In
Fee	7 EUR



© Fotolia.com • ASonne30

### Conference Dinner at Refectory's Premises of University Medical Center Göttingen

The conference dinner will take place at the refectory of the University Medical Center Göttingen (UMG). Specialties from Lower Saxony's kitchen will accompany an enjoyable evening in an informal atmosphere. The conference dinner is included in the participation fee, but pre-registration is appreciated. On-site-registration will be subject to availability.



© Fotolia.com • Christian Schwier

Date	Tuesday, 25 September 2012
Entrance	19 <sup>45</sup>
Place	University Medical Center Göttingen (UMG)
Fee	Free of charge (registration requested)

### Public Transport and Parking

The bus routes 8 and 12 will bring you to the bus stop "Klinikum" every 15 and 30 minutes, respectively. The bus stop "Klinikum" is located directly in front of the UMG building at Robert-Koch-Straße.

If you arrive by car, please use the visitor parking areas and follow the signs to "Klinikum-Haupt-  
eingang" (Main Entrance - **Parking Area P1**). Bus schedules will be handed out at the check-in.

### Address for Navigation Systems

Universitätsmedizin Göttingen  
Robert-Koch-Straße 40  
37075 Göttingen (DE)

## General Information

### Venue

University of Göttingen  
Central Lecture Hall Building (ZHG)  
Platz der Göttinger Sieben 5  
37073 Göttingen (DE)

### Date

23–26 September 2012

### Homepage

You will find current information on our website at [www.biophysical-congress.de](http://www.biophysical-congress.de).

### Registration

Please register online at [www.biophysical-congress.de](http://www.biophysical-congress.de). For registration via fax or postal mail, please use the registration form in the middle of this programme book.

### Registration Fees

Conference Fee (complete conference\*)

Member (Regular) EUR 150

Non Member (Regular) EUR 180

Member (Student\*\*) EUR 80

Non Member (Student\*\*) EUR 100

\* Conference dinner, 25 September 2012 is included for participants

\*\* Please provide confirmation and quote DgFB as the reference. Via post to Conventus GmbH • Carl-Pulfrich-Straße 1  
07745 Jena (DE) • or via Fax +49 (0)3641 311 62 44.

### Payment/Confirmation of Payment

An invoice or confirmation of registration will be sent to you via postal or electronic mail within 14 days after online or paper registration. This invoice is a valid invoice which may be submitted to the local tax and revenue office. All fees are due upon receipt of invoice/registration confirmation. Payment transfers must include participant's name and invoice number. Payment is also accepted by credit card (Master-/Eurocard, American Express, VISA). Should you transfer your invoice amount within 10 days of the start of the event, please present your transfer remittance slip at the check-in desk as proof of payment.

### Hotel Reservation/Accommodation

We have allocated a contingent of rooms at special rates at the hotels listed on the conference website [www.biophysical-congress.de](http://www.biophysical-congress.de). Please note: Conventus GmbH acts as an intermediary party and assumes no liability for reservations made. Changes and cancellations have to be addressed to the appropriate hotel directly.

### Arrival/Parking

#### By Car

The address for navigation system and cab is:  
Georg-August-Universität Göttingen  
Central Lecture Hall Building (ZHG, Zentrales Hörsaalgebäude)  
Platz der Göttinger Sieben 5  
37073 Göttingen (DE)

Göttingen is located at the motorway A7, which is one of Germany's major motorways, leading from the Danish border in the North via Hamburg, Hannover, Göttingen, Würzburg, and Ulm to the Austrian border in the South.

Leave motorway A7 at exit no. 73 Göttingen. Turn right and follow "Bundesstraße B3/Kasseler Landstraße" until you reach the crossroad "Bundesstraße B27" and "Berliner Straße/Bürgerstraße". Follow "Berliner Straße" by turning left. After approximately 800 metres turn left again into "Weender Landstraße". Access to the conference venue is possible via footpath only.

Parking areas are available at "Weender Landstraße" in front of the University as well as in the "Goßlerstraße" behind the building. Please note that the parking facilities around the Central Lecture Hall Building are limited and parking will be charged.

Coming from the "Weender Straße", take the footpath opposite of Cafe Club Cuba. After approximately 500 metres you will reach the Central Lecture Hall Building. Coming from "Goßlerstraße", please cross the street at the bus station "Campus" and follow the footpath leading directly to the conference venue.

## General Information

### By Plane

#### Hannover Airport

The closest airport to Göttingen is Hannover Airport. Once an hour, trains are leaving to Göttingen at the train station directly in front of Terminal C. The journey takes about an hour. Ticket prices are approximately EUR 35 per adult/distance.

#### Frankfurt Airport

Frankfurt a. M. offers an excellent range of domestic and international flight connections to air passengers. After all, Frankfurt airport is Europe's largest freight airport and second largest passenger airport. The long-distance train station is situated in Level 3 of the AIRail Terminal (under the dome of glass). The journey to Göttingen takes about 2 hours. Ticket prices are approximately EUR 60 per adult/distance.

DB TravelCenter and ticket machines are available in Terminal 1, Area B, Level 0. If you are landing on Terminal 2, the SkyLine Train is connecting Terminal 1 and 2. Every two minutes it goes from Terminal 1 (Area B) and Terminal 2 (Area D and E) and is free of charge.

#### Düsseldorf and Dortmund Airport

Both airports offer international flights as well.

If you arrive in Düsseldorf airport please take the S-Train to Düsseldorf central train station. From here you have several options to travel by train to Göttingen. Travelling times vary between 3 and 5 hours.

If you arrive in Dortmund airport please take the Airport Shuttle Bus to Dortmund central train station. Prices are EUR 6.50 one-way. From the train station you have several options to travel by train to Göttingen. Travelling times vary between 2 and 3 hours.

Please follow information under point "By train" to get directions to Göttingen University after arriving at Göttingen central station.

### By Train

With its InterCity (IC) and InterCityExpress (ICE) train station, Göttingen is well integrated into the North-South line of the German high-speed railway system, which links the cities of Bremen, Hamburg, Hannover and Berlin to Frankfurt a. M. and München.

Coming from the central station, cross the four-lane street "Berliner Straße" and walk straight to cross "Godehardstraße". Keep following "Berliner Straße", cross "Maschmühlenweg" and turn left into "Weender Landstraße" afterwards. Turn left and take the footpath to the Central Lecture Hall Building of the University at "Platz der Göttinger Sieben".

In cooperation with German Railways (Deutsche Bahn, DB) we offer special conditions. Please see page 34.



# PicoQuant for Life Sciences

## Fluorescence Lifetime Systems and Components




### Applications

FLIM • FRET • FCS • Protein and molecule dynamics • Anisotropy • Binding • ...

### Products

- Spectrometers
- Microscopes
- FLIM & FCS Upgrade for LSMs
- Picosecond pulsed diode lasers
- Multichannel ps event timers
- Modules for TCSPC
- Single photon sensitive detectors



Leading in Single Photon Counting Applications

PicoQuant GmbH  
Berlin, Germany  
Tel.: +49-(0)30-6392-6929  
info@picoquant.com  
www.picoquant.com

Visit our course on  
**Time-resolved Microscopy and  
Correlation Spectroscopy**  
February 19-21, 2013  
Berlin, Germany



## General Information

### Cooperation with German Railways (DB)

Good for environment. Convenient for you. Travel by train from EUR 99 to the Annual Meeting of the German Biophysical Society.

With the offer of Conventus Congressmanagement and Marketing GmbH and German Railways you can save money by visiting the Annual Meeting of the German Biophysical Society! Get on board and profit from attractive prices and conditions for train travel.

Have a good connection to your venue and to the nature! Compared with a car each journey by train spares the environment two-thirds CO<sub>2</sub> and compared with a plane even respectable 75 percent.

The price for your Event Ticket for a return trip\* to Göttingen is:

nationwide uniform fixed price for a specific train (daily) in:

- 1<sup>st</sup> class EUR 159
- 2<sup>nd</sup> class EUR 99

nationwide uniform fixed price without specific train (Mon-Thu) in:

- 1<sup>st</sup> class EUR 189
- 2<sup>nd</sup> class EUR 129

This special offer is valid for all congresses of Conventus Congressmanagement & Marketing GmbH in 2012. Your ticket is valid from 21 to 28 September 2012.

Please call our [service number +49 \(0\)1805 31 11 53\\*\\*](tel:+4901805311153) to book your ticket and quote **Conventus** as reference. Have your credit card ready please.

Your price advantages compared to the regular price in the 2<sup>nd</sup> class\*\*\*:

From ↔ to (and return)	Regular fair	Offer to Biophysical Congress	Savings
München ↔ Göttingen	EUR 212	EUR 99	EUR 113
Berlin ↔ Göttingen	EUR 154	EUR 99	EUR 55
Köln ↔ Göttingen	EUR 164	EUR 99	EUR 65
Dresden ↔ Göttingen	EUR 154	EUR 99	EUR 55

We wish you a pleasant journey with German Railways!

\* Changes and reimbursement before the first day of validity are EUR 15 excluded from the first day of validity onwards. Passengers restrict themselves to a particular train and travel times. For a supplement of EUR 30 in 2<sup>nd</sup> class resp. 20 EUR in 1<sup>st</sup> class full flexible tickets are also available.

\*\* The booking line is available from Monday to Saturday 8<sup>00</sup>-21<sup>00</sup>. Calls will be charged at EUR 0.14 per minute, the expenses from cell phones max. EUR 0.42 per minute.

\*\*\* Prices are subject to change.

### Check-In

The check-in is located next to the Lecture Hall 008 at the conference venue. For any questions and general information, please ask the staff. Opening hours are listed at the end of this page.

### Name Tag

Attendants receive a name tag after registration. Admittance to the conference and industrial exhibition is only allowed for those with a name tag. Name tags should be worn at all times. Name tags for exhibitors will be given to the exhibit personnel.

### Certificate of Attendance

Certificates of attendance are available at the check-in on the last day of the conference.

### Awards and Grants

#### Klaus Arnold Publication Prize

In honour of Klaus Arnold's contributions to the field of Biophysics, a prize will be awarded by the German Biophysical Society biannually for an outstanding publication by a young scientist working in Germany. The prize consists of EUR 500 and a certificate awarded during the closing ceremony of the Annual Meeting of the German Biophysical Society.

#### Poster Awards

All posters are rated according to scientific basis and visual appearance. The three best posters will be awarded with EUR 300 each. The prize money was donated by the German Biophysical Society.

### Evaluation

Please turn in your completed and legible evaluation form to the check-in on the last day. We are always striving to provide high conference quality. This goal can only be reached with your help, your active participation and constructive criticism.

### Speakers Preview Area

Speakers preview area is located near the check-in.

### Industrial Exhibition

There is an accompanying industrial exhibition. The exhibitors are looking forward to welcoming you and to present their comprehensive range of innovative products. For a detailed layout of the exhibition plan see page 25.

Opening Hours	Sunday	Monday	Tuesday	Wednesday
Check-In	15 <sup>00</sup> –20 <sup>00</sup>	08 <sup>00</sup> –19 <sup>30</sup>	08 <sup>00</sup> –18 <sup>30</sup>	08 <sup>30</sup> –13 <sup>30</sup>
Industrial Exhibition	16 <sup>30</sup> –21 <sup>00</sup>	08 <sup>00</sup> –19 <sup>00</sup>	08 <sup>00</sup> –18 <sup>00</sup>	08 <sup>30</sup> –12 <sup>30</sup>
Speakers Preview Area	15 <sup>00</sup> –20 <sup>00</sup>	08 <sup>00</sup> –19 <sup>30</sup>	08 <sup>00</sup> –17 <sup>00</sup>	08 <sup>30</sup> –11 <sup>00</sup>

## General Information

### Wardrobe

An unattended wardrobe is next to the check-in.

### Internet

Wireless LAN is available at the conference venue at no charge. Furthermore, there are computers with internet access available at the speakers preview area. Further information is available at the check-in.

### Language

The conference language is English.

### Abstract Publication

Abstracts of oral and poster presentations during the annual meeting are published in the abstract book handed out on a USB flash drive in the conference bags.

### Catering

Catering will be provided during the official programme breaks in the industrial exhibition at the points marked "Catering" (see page 25).

### Smoking

Smoking is prohibited inside the conference venue.

### Restrooms

Please follow signs or ask at check-in.

### Service for Handicapped Persons

The premises are suitable for the handicapped.

### Public Transport Tickets

Tickets can only be purchased directly from the bus drivers. It is not possible to buy tickets in advance at ticket machines. Payment is only possible cash and the only accepted currency is Euro. Please note that payment via EC card or credit card is not possible.

### Currency

The currency unit is the Euro (€). The Euro is convertible with all foreign currencies. You may exchange your money at the airport and banks at the daily announced current exchange rates. Traveler's checks can be cashed in banks.

### Credit Cards

Major credit cards (Master-/Eurocard, VISA and American Express) are widely used in almost all the hotels, restaurants, shopping malls and every kind of stores.

### Electricity

The electric current in Germany is 220 V AC. You have the chance to find and buy different types of current and plug converters at the airport and in electronic stores.

### Tipping

Usually, for example in restaurants or when going by taxi, a tip ten percent is normal. Please note that tipping is not a "must", rather than a "can". It is typical to round to the next full amount.

### Phone Calls

The international country code for Germany is +49 or 0049.

### Health Care

All cities in Germany have their own public and/or university hospital. Emergency ambulances of the hospitals operate 24 hours and 7 days. In most of the hospitals major health insurances are accepted. In case of emergency, please refer to emergency number 112.

112 is the common emergency telephone number in Germany and Europe that can be dialed free of charge from any telephone or any mobile phone in order to reach emergency services (ambulances, fire & rescue service and police).

Besides, direct police contact is available via emergency number 110.

### Insurance

The organiser assumes no responsibility for accidents or damage to the private property of participants. Please make your own arrangements for health insurance and any other necessary insurances.

### Letter of Invitation

A letter of invitation will be sent to any individual requesting after completion of registration and acceptance of application by the Organising Committee.

### Visa

EU nationals do not require a visa to enter the Federal Republic of Germany. Generally speaking, all other foreigners require a visa for stays in Germany. A visa is not required for semi-annual visits of up to three months for nationals of those countries for which the European Community has suspended the visa requirement. Under German law (section 71 (2) of the Residence Act), issuing visa is the responsibility of the missions of the Federal Republic of Germany, i. e. its embassies and consulates general. In principle, the Federal Foreign Office is not involved in decisions on individual visa applications, nor does it have any knowledge of the status of individual applications being processed. Visas are issued by the mission in the country of the applicant's residence.

## General Hints for Authors and Presenters

### Submitting Your Presentation/Technical Information

Please prepare your presentation in **4:3 aspect ratio**.

A presentation notebook with a PDF reader and MS Office PowerPoint 2007/2010 will be provided. The use of personal notebooks is possible upon agreement. However, it may interrupt the flow of the programme in the lecture hall.

A notebook, presenter and laser pointer are available at the speaker's podium in the lecture hall. A technical supervisor can help you.

Chairs and moderators may interrupt should you exceed your time limit.

Please note: Certain encodings for video and audio files could lead to problems. Please visit our speakers preview area. Should you wish to use non-digital equipment, please contact us via e-mail to [biophysics@conventus.de](mailto:biophysics@conventus.de).

### Speakers Preview Area

The speakers preview area is located near the check-in. Please follow the signage on-site or ask at the check-in.

Please submit your presentation at the **speakers preview area** no later than 2 hours before your presentation should begin (or on the day before at the best). You may view and/or edit your presentation.

For submission, please use a USB flash drive, CD or DVD disc and should not be protected with software.

### Speaking Time

Please prepare your presentation for the allotted amount of time. Chairs and moderators may interrupt should you overrun your time limit. Speaking time is assigned as follows (speaking + discussion time):

Plenary Talks	25 + 5 minutes
Short Talk Sessions	12 + 3 minutes

### Klaus Arnold Publication Prize

The Klaus Arnold Publication Prize is intended for outstanding work of young German scientists and will be awarded biannually by the German Biophysical Society (see page 35).

### Poster Awards

All posters will be rated at the conference. The three best posters will be awarded (see page 35).

### Poster Sessions

Posters should be no larger than DIN A0 (84.1 cm x 118.9 cm) and should be prepared in portrait format. Poster boards are 100 cm x 250 cm. They are only to be used with the designated pins/strips. Poster boards will be numbered. You will find your session topic and poster number in the programme book on pages 11 and 16. A map of topics and areas can be found on page 25. Posters should be hanging on Sunday, 23 September 2012 at 17<sup>00</sup> and not removed before Wednesday, 26 September 2012 at 12<sup>45</sup>. Posters with even numbers will be presented on Monday, posters with odd numbers will be presented on Tuesday. Poster presenters are asked to be present during their poster session.

# List of Participants

Name	Institute • Department • E-Mail	Abstract No.
Abd Elraof, S.	Cairo University • Institute of Biophysics	P 71
Abu Sharkh, S.	Helmholtz-Zentrum Dresden-Rossendorf • Institute of Resources Ecology and Biophysics	P 72
Alevra, M.	Georg-August-University Göttingen • Neurophysiology and cellular biophysics	P 244
Ali, J.	Benghazi Medical Center • Diagnostic/Medical Physics/Radiation Protection	
Aljarrah, K.	Jordan University of Science and Technology • Institute of Physics	P 180, P 230
Allan, A.	University of Glasgow • Institute of Cardiovascular and Medical Sciences	P 169
Al-Qabandi, O.	Arabian Gulf University • Institute of Physiology	P 132
Alvarez, L.	Caesar – Center of Advanced European Studies and Research • Molecular Sensory Systems	T 48
Amjadi, R.	University of Tehran • Institute of Biochemistry and Biophysics	
Anand, P.	Karlsruhe Institute of Technology	P 7, P 24
Anbik, N.	Benghazi Medical Center • Diagnostic/Medical Physics/Radiation Protection	
Anselmetti, D.	University of Bielefeld • Faculty of Physics	T 74, P 93, P 103, P 164
Antes, I.	Technical University Munich • Department of Life Sciences	P 41, P 145, P 274
Antosiewicz, J. M.	University of Warsaw • Institute of Physics	P 28, P 133
Aponte-Santamaria, C.	Heidelberg Institute for Theoretical Studies • Molecular Biomechanics Group	P 8
von Ardenne, B.	Max-Planck-Institute for Biophysical Chemistry • Computational Biophysics	P 69
Attia, E.	Helmholtz-Zentrum Dresden-Rossendorf • Institute of Biophysics	P 245
Azadfar, N.	Karlsruhe Institute of Technology • Institute of Applied Physics	
Bacia, K.	Martin-Luther-University Halle-Wittenberg • HALOmem	P 87, P 141, P 177
Bajaj, H.	Jacobs-University Bremen • Institute of Biophysics	P 231
Bao, C.	Georg-August-University Göttingen • Institute of Physical Chemistry	P 9
Barié, R.	Städtisches Klinikum Karlsruhe • Clinic for Nuclear Medicine	P 2
Baskaran, K.	Research Centre Jülich • Institute of Complex Systems 6	P 10
Bauer, C.	Freie Universität Berlin • Experimental Molecular Biophysics (FU Berlin)	P 247
Bauer, T.	Technische Universität Kaiserslautern • Department of Physics	P 246, P 249
Baulin, V.	Universität Rovira i Virgili • Departament d'Enginyeria Química	P 11
Baumann, A.	Research Centre Jülich • Institute of Complex Systems 5 Molecular Biophysics	
Becker, C.	Friedrich-Alexander-University Erlangen-Nürnberg • Institute of Computational Biology	P 12
Becker, D.	Julius-Maximilians-University Würzburg • Plant Molecular Biology and Biophysics	P 3
Beerlink, A.	Deutsches Elektronen-Synchrotron • PETRA III 1 – High Resolution Diffraction Beamline	T 40
Bennati, M.	Georg-August-University Göttingen • Max-Planck-Institute for Biophysical Chemistry	T 75, P 225
Bhattacharya, A.	Pgimer • Institute of Nuclear Medicine	P 203
Bhattacharyya, S.	Pgimer • Institute of Biophysics	P 204
Bihl, T.	University of Stuttgart • Institute for Theoretical Physics	P 13
Bittihn, P.	Max-Planck-Institute for Dynamics and Self-Organization • Biomedical Physics	T 28
Bittl, R.	Freie Universität Berlin • Institute of Physics	T 2
Blank, K.	Radboud University Nijmegen • Institute for Molecules and Materials	T 14
Blau, C.	Max-Planck-Institute for Biophysical Chemistry • Computational and Theoretical	T 66, P 15, P 67
Bloch, D.	University of Helsinki • Institute for Biotechnology	P 16
Blomley, R.	Karlsruhe Institute of Technology • Institute of Applied Physics	P 248
Blum, C.	Max-Planck-Institute for Dynamics and Self-Organization	P 181
Blume, A.	Martin-Luther-University Halle-Wittenberg • Institute of Chemistry	T 24, P 77, P 177
Bock, L.	Max-Planck-Institute for Biophysical Chemistry • Theoretical and Computational Biophysics	T 66, P 15, P 67
Böckmann, R.	Friedrich-Alexander-University Erlangen-Nürnberg • Institute of Computational Biology	P 12 P 30, P 36, P 54, P 65
Bogunovic, L.	University of Bielefeld • Faculty of Physics	P 164
Bombarda, E.	University of Bayreuth • Experimental Physics IV	P 142
Boreham, A.	Freie Universität Berlin • Institute of Physics	P 94, P 131
Brenker, C.	Caesar - Center of Advanced European Studies and Research • Molecular Sensory Systems	T 49
Brennich, M.	Georg-August-University Göttingen • Institut für Röntgenphysik	P 205

## List of Participants

Brieg, M.	Karlsruhe Institute of Technology • Steinbuch Centre for Computing	P 59, P 70
Briones, R.	Max Planck Institute for Biophysical Chemistry	P 17
Brücker, J.	Technische Universität Kaiserslautern • Department of Molecular Biophysics	T 16
Bronowska, A.	HI	T 57
Brückner, B. R.	Georg-August-University Göttingen • Institute of Physical Chemistry	P 73
Vor der Brüggen, M.	Nanospot GmbH	P 88
Bubnis, G.	Max-Planck-Institute for Biophysical Chemistry • Computational and Theoretical Biophysics	P 135
Bugiel, M.	TU Dresden – Biotechnological Center • Nanomechanics Group	P 182
Burmeister, C.	Max-Planck-Institute for Biophysical Chemistry • Theoretical and Computational Biophysics	P 18
Busch, K.	University of Osnabrück • Institute of Biology	T 61
Bußmann, T.	Beiersdorf AG	P 232
Chatelain, C.	Centre Hospitalier de Dinant Mont Godinne • Institute of Hematology	
Chen, J.	Max-Planck-Institute for Biophysical Chemistry	
Chen, L.	Max-Planck-Institute for the Physics of Complex Systems • Institute of Divison Biophysics	P 19
Chevalier, K.	Technische Universität Kaiserslautern • Department of Physics	P 221, P 241
Cioroianu, A.	Eindhoven University of Technology • Institute of Applied Physics	T 71
Ciupka, D. B.	Heinrich-Heine-University Düsseldorf • Institute of Physical Biology	P 250
Clemens, M.	Max-Planck-Institute for Biophysical Chemistry • Computational Biomolecular Chemistry Group	P 251
Cordes, T.	University of Groningen • Zernike Institute for Advanced Materials	P 233
Curth, U.	Hannover Medical School • Institute for Biophysical Chemistry	P 201
Dannehl, C.	Max-Planck-Institute of Colloids and Interfaces • Interfaces	P 20
Davari Dolatabadi, M.	Max-Planck-Institute for Biophysical Chemistry • Theoretical and Computational Biophysics	P 234, P 251
de Groot, B.	Max-Planck-Institute for Biophysical Chemistry	T 59, P 17, P 27, P 40, P 45, P 48, P 89 P 162, P 217
den Otter, W.	University of Twente • Institute of Computational Biophysics	P 21, P 35
Denkert, N.	Research Center Borstel • Institute of Biophysics	
Diaz, S.	Max-Planck-Institute for Biophysical Chemistry	P 252
Dietz, M.	Julius-Maximilians-University Würzburg • Department of Biotechnology and Biophysics	T 10
Diezemann, G.	Johannes Gutenberg University Mainz • Institute of Physical Chemistry	P 22, P 57
Dobrev, P.	Max-Planck-Institute for Biophysical Chemistry • Theoretical and Computational	P 23
Dölker, N.	Centro Nacional de Investigaciones Oncologicas • Structural Biology and Biocomputing Programme	P 148
Dörlich, R.	Karlsruhe Institute of Technology • Institute of Applied Physics	P 166, P 170, P 248
Drescher, M.	University Konstanz • Department of Chemistry	P 184
Drücker, P.	University of Münster • Institute for Biochemistry	P 74
Dunkel, S.	University of Osnabrück • Department of Physics	P 206
Dwivedi, M.	University of Münster • Institute for Biochemistry	T 41
Eaton, W. A.	NIH Distinguished Investigator • Laboratory of Chemical Physics	T 6
Efimova, S.	Institute for Cytology of RAS • Laboratory of Ion Channels of Cell Membranes	P 96
Egging, C.	Georg-August-University Göttingen • Max-Planck-Institute for Biophysical Chemistry	T 32
Eldera, S.	Al-Azhar University • Department of Physics	P 75
Elfaidy, T.	Benghazi Medical Center • Diagnostic/Medical Physics/Radiation Protection	
Elgeti, M.	Charité – Universitätsmedizin Berlin • Institute for Medical Physics and Biophysics	P 253
Ernst, M.	Karlsruhe Institute of Technology • Institute of Nanotechnology	P 24
Fahmy, K.	Helmholtz-Zentrum Dresden-Rossendorf • Institute of Biophysics	P 72, P 78, P 97, P 143, P 245
Fenton, F.	Georgia Institute of Technology • School of Physics	T 27
Finger, S.	Martin-Luther-University Halle-Wittenberg • Institute of Chemistry	P 77
Fischermeier, E.	Helmholtz-Zentrum Dresden-Rossendorf • Institute of Resource Ecology and Divison Biophysics	P 78





## List of Participants

Fitter, J.	Research Centre Jülich • Institute of Complex Systems 5 Molecular Biophysics	P 100, P 154
Flottmann, B.	Universität Heidelberg, BioQuant	P 150
Fricke, I.	Ruhr-University Bochum • Institute of Biophysics	P 255
Fuhrmans, M.	Georg-August-University Göttingen • Theoretische Physik	T 56
Fütterer, C.	University of Leipzig • Institute of Physics and Geoscience	P 185
Gapsys, V.	Max Planck Institute for Biophysical Chemistry • Theoretical and Computational	P 27
Gasik, Z.	University of Warsaw • Institute of Physics	P 28
Gaugele, S.	Universität Hohenheim • Institute for Physiology, Department of Membran Physiology	
Gavriliuk, K.	Ruhr-University Bochum • Institute of Biophysics	P 271
Gengerich, A.	Albert Einstein College of Medicine • Anatomy and Structural Biology	P 186
Ghavami, L.	University of Tehran • Institute of Biochemistry and Biophysics	P 219, P 208
Giehring, S.	Nanospot GmbH	P 88
Giordano, L.	Max Planck Institute for Biophysical Chemistry • Laboratory of Cellular Dynamics	P 101, P 252
Gödde, J.	Josef Gödde Schweißüberwachungen	P 136
Goehler, A.	Julius-Maximilians-University Würzburg • Department of Biotechnology and Biophysics	T 68
Goliaei, B.	University of Tehran • Institute of Biochemistry and Biophysics	P 37, P 208, P 219
Gonzalez-Perez, A.	University of Copenhagen • Niels Bohr Institute	P 187
Graen, T.	Max-Planck-Institute for Biophysical Chemistry • Theoretical and Computational	
Großerüschkamp, F.	Ruhr-University Bochum • Institute of Biophysics	P 256
Grubmüller, H.	Max-Planck-Institute for Biophysical Chemistry • Theoretical and Computational Biophysics	T 64
	T 65, T 66, P 15, P 18, P 23, P 26, P 32, P 44, P 45, P 47, P 55, P 67, P 68, P 69, P 117, P 127, P 135, P 151, P 275	
Grzesiek, S.	University of Basel • Bio Center	T 76
Gubaev, A.	University of Münster • Institute for Physical Chemistry	T 54
Güler, G.	Goethe-University Frankfurt • Institute for Biophysics	P 236
Gutierrez Infante, E.	Universidade Estadual Norte de Fluminense	
Gutsmann, T.	Research Center Borstel • Institute of Biophysics	T 40, P 20, P 80, P 83, P 84, P 102
Hädicke, A.	Martin-Luther-University Halle-Wittenberg • Institute of Physical Chemistry	
Hallatschek, O.	Max-Planck-Institute for Dynamics and Self-Organization • Biological Physics and Evolutionary Dynamics	T 30
Han, J.	Friedrich-Alexander-University Erlangen-Nürnberg • Department of Biology	P 30
Harder, A.	University of Bielefeld • Institute of Experimental Biophysics and Applied Nanoscience	P 103
Hartmann, R.	Philipps University Marburg • Institute of Physics and Biophotonics	P 171
Hassan Attia, E. M.	Helmholtz-Zentrum Dresden-Rossendorf • Institute of Resources Ecology and Biophysics	
Hauser, K.	University Konstanz • Department of Chemistry	P 104, P 137, P 272, P 257, P 267
Heck, B.	University Konstanz • Department of Chemistry	P 137
Heck, M.	Charité – Universitätsmedizin Berlin • Institute for Medical Physics and Biophysics	T 22
Hegemann, P.	Humboldt-Universität zu Berlin • Faculty of Mathematics and Natural Sciences	T 1, P 240
Heinrich, D.	Ludwig-Maximilians Universität München • Institute of Physics	T 69, T 70
Heisenberg, H.	Institute for Science and Technology Austria	T 73
Hellmann, N.	Johannes Gutenberg University Mainz • Institute for Molecular Biophysics	T 55, P 258
Henke, K.	University Konstanz • Department of Physical Chemistry	P 104
Hense, A.	Karlsruhe Institute of Technology • Institute of Applied Physics	T 23, P 105
Henze, M.	Martin-Luther-University Halle-Wittenberg • Institute of Biophysics	P 138
Herman, E.	University of Bielefeld • Institute of Chemistry	
Hobiger, K.	Technische Universität Berlin • Institute of Chemistry, PC14	P 31
Hoefling, M.	Max-Planck-Institute for Biophysical Chemistry • Theoretical and Computational Biophysics	P 32
Hoernke, M.	Max-Planck-Institute of Colloids and Interfaces • Theory and Bio-Systems	P 106
Hoffmann-Jacobsen, K.	Hochschule Niederrhein • Faculty of Chemistry	P 152
Hofmann, K.-P.	Charité - Universitätsmedizin Berlin • Institute for Medical Physics and Biophysics	T 22, T 65
		P 253
Hoomann, T.	Johannes Kepler University Linz • Institute of Biophysics	T 37
Horch, M.	Technische Universität Berlin • Institute of Chemistry	P 259
Horn, M.	Karlsruhe Institute of Technology • Institute of Applied Physics	P 153

## List of Participants

Hosseini, S.	Ferdowsi University of Mashhad • Institute of Biology	P 210
Huang, H.	Technische Universität Kaiserslautern • Department of Physics	P 260
Hub, J.	Georg-August-University Göttingen • Institute for Microbiology and Genetics	P 17, P 34
Hubrich, E.	Freie Universität Berlin • Institute of Physics	P 107
Hummer, G.	National Institutes of Diabetes and Digestive and Kidney Diseases Laboratory of Chemical Physics	T 17
Hung, Y.	Research Centre Jülich • Institute of Complex Systems 6	P 223
Huster, D.	University of Leipzig • Institute of Medical Physics and Biophysics	P 199
Ilie, I.	University of Twente • Institute of Computational Biophysics	P 35
Inhester, L.	Max-Planck-Institute for Biophysical Chemistry	P 18, T 64
Ishitsuka, Y.	Karlsruhe Institute of Technology • Institute of Applied Physics	P 166, P 172, P 175
Jain, R.	Max-Planck-Institute for Biophysical Chemistry	P 108
Janshoff, A.	Georg-August-University Göttingen • Institute for Physical Chemistry	P 9, P 73, P 79
Jaschonek, S.	Johannes Gutenberg University Mainz • Institute of Physical Chemistry	P 22
Jelokhani-Niaraki, M.	Wilfrid Laurier University • Institute of Chemistry	P 237
Jeschke, G.	Swiss Federal Institute of Technology Zurich Chemistry and Applied Biosciences Laboratory of Chemical Physics	T 18
Jiang, Z.	Friedrich-Alexander-University Erlangen-Nürnberg • Department of Biology	P 36
Jiménez Medina, J. A.	Universidad Nacional Autónoma de México • Institute of Biophysics	P 173
Junghans, C.	Berlin Institute of Technology • Institute of Chemistry and Biophysical Chemistry	P 121, P 174
Kahra, D.	Universität zu Lübeck • Institute for Physics	T 12
Kaltenbach, S.	Universität Hohenheim • Institute for Physiology, Department of Membran Physiology	
Kämpf, K.	Technische Universität Darmstadt • Institute for Solid Physics	P 109
Kaptan, S.	Max-Planck-Institute for Biophysical Chemistry • Theoretical and Computational	P 89
Katranidis, A.	Research Centre Juelich • Institute of Complex Systems 5 Molecular Biophysics	P 100, P 154
Keller, S.	Technische Universität Kaiserslautern • Department of Molecular Biophysics	T 16, T 50
Kellers, P.	Max-Planck-Institute for Biophysical Chemistry • Theoretical and Computational Biophysics	
Kempe, D.	RWTH Aachen University • Biophysics Group	P 100, P 154
Kerth, A.	Martin-Luther-University Halle-Wittenberg • Institute of Chemistry	T 24, P 77
Kiefhaber, T.	Technical University Munich • Department of Chemistry	T 7
Kiessling, V.	University of Virginia • Molecular Physiology and Biophysics	
Klapper, Y.	Karlsruhe Institute of Technology • Institute of Applied Physics and Biophysics	P 166
Klare, J.	University of Osnabrück • Department of Physics	T 21, P 110, P 206
Klement, R.	Max-Planck-Institute for Biophysical Chemistry • Theoretical and Computational Biophysics	
Kliesch, T.-T.	Georg-August-University Göttingen • Institut für Physikalische Chemie	P 79
Klose, D.	University of Osnabrück • Department of Physics	P 110
Knipp, M.	Max-Planck-Institute for Chemical Energy Conversion	P 38
Kobitski, A.	Karlsruhe Institute of Technology • Institute of Toxicology and Genetics	P 124, P 167
Koenderink, G.	Institute of the Foundation for Fundamental Research on Matter • Institute for Atomic and Molecular Physics	T 34
Kohl, T.	Georg-August-University Göttingen • University Medical Center Göttingen	T 29
Köhler, S.	Johannes Gutenberg University Mainz • Department of Physics	P 39
König, B.	Research Centre Jülich • Institute of Complex Systems 6	P 223, P 250
Köpfer, D.	Max Planck Institute for Biophysical Chemistry, Computational Biodynamics Group	P 40
Kopp, A.	Research Center Borstel • Institute of Biophysics	P 80
Kopp, K.	Technical University Munich • Department of Life Sciences	P 41
Kotb, M.	Alexandria University • Medical Research Institute	P 214
Kottke, T.	University of Bielefeld • Institute of Physics and Biophysical Chemistry	T 23, P 126
Kovermann, M.	Martin-Luther-University Halle-Wittenberg • Institute of Biophysics	T 12, P 42
Kramer, C.	Georg-August-University Göttingen • Institute for Organic and Biomolecular Chemistry	P 139
Kramer, S.	Georg-August-University Göttingen • Institute for Numeric and Applied Mathematics	P 43
Kreir, M.	Nanion Technologies GmbH	P 1

## List of Participants

Krol, E.	Julius-Maximilians-University Würzburg • Plant Molecular Biology and Biophysics	P 156
Kuczera, M.	Helmholtz-Zentrum Dresden-Rossendorf	
Kumar, R.	Max-Planck-Institute for Biophysical Chemistry • Theoretical and Computational	P 275
Kunze, A.	Chalmers University of Technology • Applied Physics	T 13, T 63
Kurre, R.	University of Osnabrück • Biophysic Division	
Kutzner, C.	Max-Planck-Institute for Biophysical Chemistry • Theoretical and computational Biophysics	P 44
Lamb, D. C.	Ludwig-Maximilians Universität München • Department of Chemistry and Biochemistry	T 72
Lamichhane, U.	Jacobs-University Bremen • Institute of Biophysics	
Lappe, P.	Georg-August-University Göttingen • Institut für Physikalische Chemie	
Lehnart, S. E.	Georg-August-University Göttingen • University Medical Center Göttingen	T 25
Lekas, R.	Lithuanian University of Health Science • Institute of Physiology	P 211
Lenger, K.	Institute of Scientific Homeopathy	P 212
Leonov, H.	Max-Planck-Institute for Biophysical Chemistry • Theoretical and computational	P 45
Li, Y.	Karlsruhe Institute of Technology • Institute of Applied Physics	P 172, P 175
Lieblein, T.	Goethe-University Frankfurt • Institut für Biophysik	T 15, P 224
Liße, D.	University of Osnabrück • Institute of Biophysics	T 44
Litwinski, C.	PicoQuant GmbH	P 112, P 114, P 155
Löbel, D.	AB Enzymes GmbH	
Löchte, S.	University of Osnabrück • Institute of Biophysics	T 46, P 130, P 189
Lokhmatikov, A.	University of Osnabrück • Department of Physics	P 81
Luther, S.	Max-Planck-Institute for Dynamics and Self-Organization • Biomedical Physics	P 85
Maffre, P.	Karlsruhe Institute of Technology • Institute of Applied Physics	P 166, P 190
Marelli, G.	Institute for Theoretical Physics	P 46
Matschulat, A.	Physikalisch-Technische Bundesanstalt • Institute for Cryophysics and Spectrometry	P 157
Matthies, M.	University of Hamburg • Centre for Bioinformatics	T 67
Mayr, S.	Leibniz-Institute for Surface Modification	T 52, P 220
Meister, A.	Martin-Luther-University Halle-Wittenberg • HALOmem	P 87, P 141, P 177
Merkendorf, T.	Ruhr-University Bochum • Institute of Biophysics	P 261
Meyer, T.	Max-Planck-Institute for Biophysical Chemistry • Theoretical and Computational Biophysics	P 47, P 127
Meyer-Ács, M.	Nanospot GmbH	
Michielsens, S.	Catholic University of Leuven • Institute of Chemistry	P 48
Mischo, M.	Ruhr-University Bochum • Institute of Biophysical Chemistry	P 115
Möglich, A.	Humboldt-Universität zu Berlin • Institute of Biophysical Chemistry	P 262
Mohamed, E.	Medical Research Institute - Alexandria University • Medical Biophysics Department	P 49
		P 213, P 214
Mohrmann, H.	Freie Universität Berlin • Institute of Physics	P 238
Mosgaard, L.	University of Copenhagen • Niels Bohr Institute	P 82
Mosqueira, M.	Universität Heidelberg • Institute for Physiology-Medical Biophysics Unit	P 215
Mroginiski, M. A.	Technische Universität Berlin • Institute of Chemistry	P 3, P 259, P 246
Mueller, J. W.	University of Duisburg-Essen • Institute of Biochemistry	P 158
Müller, M.	Hannover Medical School • Institute for Biophysical Chemistry	T 39, P 116
Nagel-Steger, L.	Research Centre Juelich • Institute of Complex Systems 6	P 263
Naletova, O.	University of Bayreuth • Experimental Physics IV	P 142
Negrete Jr., J.	Max-Planck-Institute • Institute for Dynamics and Self-Organization(LFPB)	P 193
Nehls, C.	Research Center Borstel • Institute of Biophysics	P 83, P 102
Neubacher, H.	Georg-August-University Göttingen • Institut für Organische und Biomolekulare Chemie	P 168
Nick, T. U.	Max-Planck-Institute for Biophysical Chemistry • Electron Paramagnetic Resonance	P 225
Niedieker, D.	Ruhr-University Bochum • Institute of Biophysics	P 176
Nienhaus, G. U.	Karlsruhe Institute of Technology • Institute of Applied Physics and Center for Functional Nanostructures (CFN)	T 3, T 62, P 105, P 124, P 153, P 166, P 167 P 170, P 172, P 175, P 190, P 248, P 264

## List of Participants

Nienhaus, K.	Karlsruhe Institute of Technology • Institute of Applied Physics	P 105, P 153, P 264
Nir, E.	Ben-Gurion University of the Negev • Department of Chemistry	T 53
Nöding, B.	Georg-August-University Göttingen • Institute for X-Ray Physics and CRC Physics	P 191
Obeid, M. H.	Helmholtz-Zentrum Dresden Rossendorf • Institute of Biophysics	P 143
Oelkers, M.	Georg-August Universität Göttingen • Institut für Physikalische Chemie - AK Janshoff	
Oertel, J.	Helmholtz-Zentrum Dresden-Rossendorf • Institute of Resource Ecology	P 78, P 97, P 143
Ollesch, J.	Ruhr-University Bochum • Institute of Biophysics	P 265
Ostermeir, K.	Technical University Munich • Department of Physics	P 51
Osyrov, A.	Institute of Cell Biophysics of RAS • Laboratory of Cell Genome Functioning	P 52
Palacios, L.	Research Center Borstel • Institute of Biophysics	P 84
Paladino, A.	University of the Basque Country • Organic Chemistry	P 202
Pannuzzo, M.	University Erlangen-Nürnberg, Division of Biotechnology	
Park, Y.	Max-Planck-Institute for Biophysical Chemistry • Department of Neurobiology	T 42
Parlitz, U.	Max-Planck-Institute für Dynamics and Self-Organisation • Forschungsgruppe Biomedizinische Physik	
Peter, E.	Universität Regensburg • Faculty of Chemistry and Pharmacy	T 58
Peters, J. H.	Max-Planck-Institute for Biophysical Chemistry • Computational Biomolecular Dynamics Group	T 48, P 59
Petruk, A.	University of Buenos Aires • Inquimae	P 53
Pissarek, M.	Research Centre Juelich • Institute of Neurosciences and Medicine	
Piwowski, P.	Institute for Medical Physics and Biophysics	P 240, P 266
Pleitez, M.	Goethe-University Frankfurt • Institut für Biophysik, Working Group Mäntele	T 15, P 224
Pluhackova, K.	Friedrich-Alexander-University Erlangen-Nürnberg • Institute of Computational Biology	P 54
Pohl, E.	University of Veterinary Medicine • Physiology and Biophysics	
Pohl, P.	Johannes Kepler University Linz • Institute of Biophysics	T 37, T 43
Popp, A.	University Konstanz • Department of Chemistry	P 257, P 267
Radke, M.	Hannover Medical School	P 159
Raunser, S.	Max-Planck-Institute for Molecular Physiology • Physical Biochemistry	T 39, P 125
Rauscher, S.	Max-Planck-Institute for Biophysical Chemistry • Theoretical and Computational Biophysics	P 226
Reese, I.	HORIBA Jobin Yvon GmbH	P 134
Reinhard, A.	Technische Universität Kaiserslautern • Department of Physics	T 20, P 160, P 246, P 254
Richter, C.	Max-Planck-Institute for Dynamics and Self-Organization • Biomedical Physics	P 85
Rippers, Y.	Technische Universität Berlin • Institute of Biophysical Chemistry	P 259, P 268
Risselada, H. J.	Max Planck Institute for Biophysical Chemistry, Theoretical and Computational Biophysics	P 55, P 135
Ritter, E.	Charité – Universitätsmedizin Berlin • Institute for Medical Physics and Biophysics	P 240, P 266
Russek, A.	Max-Planck-Institute for Biophysical Chemistry • Theoretical Molecular Biophysics Group	P 117
Sachan, A. K.	Institute of Biochemistry	P 196
Sackmann, E.	Technical University Munich • Department of Physics	T 69
Sainova, I.	Bulgarian Academy of Sciences • Experimental Morphology	P 216
Salditt, T.	Georg-August-University Göttingen • Institut für Röntgenphysik	P 128
Sallam, S.	Faculty of Science – Benha University • Physics Department	P 213
Saßen, C.	Georg-August-University Göttingen • Institute for Organic and Biomolecular Chemistry	P 118
Sawyer, E.	Institute of Biophysics, Chinese Acad. Sci. • National Laboratory of Biomacromolecules	P 144
Sayed, A.	Helmholtz-Zentrum Dresden-Rossendorf • Institute of Biophysics	P 78
Schanzenbach, C.	Technical University Munich • Chair for Chemistry of Polymers	
Scharnagl, C.	Technical University Munich • Faculty of Physics	P 56
Schartner, J.	Ruhr-University Bochum • Institute of Biophysics	P 269
Schatz, M.	Georg-August-University Göttingen • Institute for Organic and Biomolecular Chemistry	P 119
Schilling, A.	Center for Medical Physics and Technology • Biophysics Group	P 29, P 120
Schlesier, T.	Johannes Gutenberg University Mainz • Institute of Physical Chemistry	P 22, P 57
Schmelzer, A.		

## List of Participants

Schmitt, F.-J.	Technische Universität Berlin • Institute of Chemistry, Biophysical Chemistry	P 174, P 121
Schmüser, L.	University of Mainz, Institute for Molecular Biophysics	P 258
Schneider, S.	Universität zu Lübeck • Institute for Physics	P 122
Schröder, G.	Research Centre Jülich • Institute of Complex Systems	T 30, T 66, P 10, P 15, P 67
Schröder, V.	Max-Planck-Institute of Molecular Cell Biology and Genetics	P 192
Schug, A.	Karlsruhe Institute of Technology • Steinbuch Centre for Computing	T 60
Schünemann, V.	Technische Universität Kaiserslautern • Department of Physics	T 20, P 160, P 246, P 249, P 254
Schütte, O. M.	Georg-August-University Göttingen • Fakultät für Chemie	P 197
Schwenen, L.	Georg-August-University Göttingen • Institut für Organische und Biomolekulare Chemie	P 92
Schwieger, C.	Martin-Luther-University Halle-Wittenberg • Institute of Chemistry	P 77, P 177, P 141
Schwiering, M.	Johannes Gutenberg University Mainz • Institute for Molecular Biophysics	T 55, P 258
Seelheim, P.	University of Münster • Institute for Biochemistry	T 38
Sefidbakht, Y.	University of Tehran • Institute of Biochemistry and Biophysics	P 227
Seidel, C.	Heinrich Heine University of Düsseldorf • Institute of Physical Chemistry	T 4, T 21
Seidel, T.		P 123
Seitz, C.	Technical University Munich • Department of Life Sciences	P 145, P 274
Senger, M.	Freie Universität Berlin • Institute of Physics	P 161
Settanni, G.	Johannes Gutenberg University Mainz • Department of Physics	P 39, P 58
Setzler, J.	Karlsruhe Institute of Technology • Institute of Nanotechnology	P 59
Seybold, M.	Technical University Munich • Chair for Chemistry of Biopolymers	
Sieber, M.	Universität Hohenheim • Institute for Physiology, Department of Membrane Physiology	P 4
Sielaff, H.	University Hospital Jena • Institute of Single Molecule Microscopy	P 60
Singer, P.	Technische Universität Kaiserslautern • Department of Physics	P 241, P 270
Singh, P.	Jacobs-University Bremen • Institute of Biophysics	T 11
Smirnova, Y.	Georg-August University of Göttingen • Institute for Theoretical Physics	P 61
Smith, C.	Max-Planck-Institute for Biophysical Chemistry • Theoretical and Computational Biophysics	P 217
Smith, G.	University of Glasgow • Institute of Cardiovascular and Medical Sciences	T 26, P 169, P 178
Sommer, M.	Charité - Universitätsmedizin Berlin • Institute for Medical Physics and Biophysics	T 22
Song, C.	Max-Planck-Institute for Biophysical Chemistry • Theoretical and Computational	P 162
Spiller, S.	Technische Universität Berlin •	P 6
Stark, H.	Max-Planck-Institute for Biophysical Chemistry • 3D-Cryo Electron Microscopy	T 8, T 66, P 15, P 67
Steinbrecher, T.	Karlsruhe Institute of Technology • Department of Physical Chemistry	P 62
Steinem, C.	Georg-August-University Göttingen • Institut für Organische und Biomolekulare Chemie	P 92, P 118, P 119, P 139, P 162, P 168, P 197, P 242
Steinhoff, H.-J.	University of Osnabrück • Department of Physics	T 21, P 81, P 110, P 206
Stimson, L.	Wiley Materials Views	
Stockmar, F.	Karlsruhe Institute of Technology • Institute of Applied Physics	P 124
Strunk, T.	Karlsruhe Institute of Technology • Institute of Nanotechnology	P 63, P 70
Suárez-Ántola, R.	Catholic University of Uruguay • Research and Development Centre	P 218
Sukoyan, G.	Biotechpharm GE • Molecular Pharmacology	P 64
Sun, L.	Friedrich-Alexander-University Erlangen-Nürnberg • Department of Biology	P 65
Svedhem, S.	Chalmers University of Technology • Dept. of Applied Physics	T 63
Taft, M. H.	Hannover Medical School • Institute for Biophysical Chemistry	P 116, P 125, P 159
Taghizadeh Sarshouri, B.	University of Tehran • Institute of Biochemistry and Biophysics	P 208, P 219
Tamm, L.	University of Virginia School of Medicine • Department of Molecular Physiology and Biological Physics	T 35
Tampé, R.	Goethe-University Frankfurt • Institute of Biochemistry	T 5
Tehrani, S.	University of Tehran, Institute of Biochemistry and Biophysics (IBB)	P 228
Thalmann, F.	University of Strasbourg • Charles Sadron Institute	T 51
Thöing, C.	University of Bielefeld • Faculty of Chemistry	P 126
Tsvitsvadze, E.	Biotechpharm GE • Molecular Pharmacology	P 64
Tuncer, A.	Istanbul Technical University • Institute of Physics	
Utesch, T.	Technische Universität Berlin • Institute of Chemistry, PC14	P 31, P 146

## List of Participants

Vaiana, A.	Max-Planck-Institute for Biophysical Chemistry • Theoretical and Computational Biophysics	T 66, P 15, P 67
Velazquez Escobar, F.	Technische Universität Berlin • Institute of Chemistry	P 229
Vendruscolo, M.	University of Cambridge • Department of Chemistry	T 77
Vilfan, A.	Jozef Stefan Institute	T 45
Volkhardt, A.	Max-Planck-Institute for Biophysical Chemistry • Theoretical and Computational Biophysics	P 127
Voß, B.	Max-Planck-Institute for Biophysical Chemistry • Theoretical and Computational Biophysics	P 68
Wächter, A.	Fraunhofer Institute for Biomedical Engineering • IBMT	P 60, P 91
Walczak, M.	Max-Planck-Institute for Biophysical Chemistry • Theoretical and Computational Biophysics	P 69
Wang, Y.	University of Bielefeld • Faculty of Physics	P 87
Weber, W.	University of Freiburg • Faculty of Biology	T 31
Wegener, S.	University of Bielefeld • Faculty of Physics	P 93, P 164
Weichbrodt, C.	Georg-August-University Göttingen • IOBC Work Group Steinem	P 162, P 242
Weinhausen, B.	Georg-August-University Göttingen • Institute for X-Ray Physics	P 128
Weise, K.	Technische Universität Dortmund • Physical Chemistry	P 243
Weisenburger, S.	University of Mainz, Institute for Molecular Biophysics	P 258
Westendorf, C.	Max-Planck-Institute for Dynamics and Self-Organization	P 193
Wiederschein, F.	Max-Planck-Institute for Biophysical Chemistry • Theoretical and Computational Biophysics	P 26
Wille, G.	Goethe-University Frankfurt • Institute of Biophysics	P 129
Wilmes, S.	University of Osnabrück • Institute of Biology and Biophysics	T 46, P 130, P 189
Windschigel, B.	Nanospot GmbH	P 88
Wolf, A.	Freie Universität Berlin • Institute of Physics	P 131
Wolf, M.	Karlsruhe Institute of Technology	P 70, P 241, P 270
Worch, R.	Polish Academy of Sciences • Institute of Physics	P 86
Wurm, C. A.	Max-Planck-Institute for Biophysical Chemistry • Nanobiophotonics/ Mitochondrialdynamics	T 47
Xiao, S.	HITS gGmbH • Molecular Biomechanics Group	P 194
Yang, L.	Karlsruhe Institute of Technology • Institute of Applied Physics	T 62
You, C.	University of Osnabrück • Biophysic Division	T 46, P 189, P 130
Yulikov, M.	Swiss Federal Institute of Technology Zurich Chemistry and Applied Biosciences Laboratory of Physical Chemistry	T 19
Yushchenko, T.	University Konstanz • Department of Chemistry	P 272
Zachariae, U.	The University of Edinburgh • School of Physics and Astronomy	T 33, T 65, P 40, P 162
Zebger, I.	Technische Universität Berlin • Institute of Chemistry, PC14	P 146, P 163, P 259
Zeilinger, C.	Leibniz University Hannover • Institute for Biophysics	P 90
Zhang, H.	Friedrich-Alexander-University Erlangen-Nürnberg • Institute of Computational Biology	P 36
Zink, M.	University of Leipzig • Soft Matter Physics Division	T 52, P 220
Züchner, T.	Research Centre Jülich • Institute of Complex Systems 5 Molecular Biophysics	

# Index of Authors and Presenters

<b>A</b>	
Abbruzzetti, S.	P 38
Abd Elbaki, A.	P 71
Abd Elraouf, S.	P 71
Abdel-Mageed, S.	P 49
	P 213, P 214
Abel, B.	P 26
Abu sharkh, S.	P 72
Ahmadzade kermani, H.	P 273
Albiss, B.	P 180
Alevra, M.	P 244
Ali, F.	P 71, P 207
Ali, M.	T 45
Alijanianzadeh, M.	P 147
Aljarah, K.	P 180, P 230
Allan, A.	P 169
Allenstein, U.	T 52
Alomari, M.	P 180, P 230
Al-Qabandi, O.	P 132
Alvarez, L.	T 48
Alvarez, R.	P 53
Anand, P.	P 7, P 24
Anselmetti, D.	T 74, P 93, P 103
	P 164
Antes, I.	P 41, P 145, P 274
Antosiewicz, J. M.	P 28, P 133
Aponte-Santamaría, C.	P 8
Apostol, M.	P 95
Appelhans, T.	T 61
von Ardenne, B.	P 69
Asche, C.	P 118
Ataka, K.	P 107, P 238
Atis, M.	P 233
Attia, E.	P 245
Auerswald, J.	P 87, P 141
Awakowicz, P.	P 115
<b>B</b>	
Baaken, G.	P 1, P 5
Bacia, K.	P 87, P 141, P 177
Bae, A. J.	P 193
Bajaj, H.	P 231
Bajpai, R.	P 212
Balbach, J.	P 42, P 138
Baldauf, C.	P 8
Baldus, S.	P 115
Bally, M.	T 13
Ban, D.	P 217
Bang, C.	P 80
Bao, C.	P 9
Barié, R.	P 2
Bartl, F.	P 240, P 253, P 266
Barty, A.	P 97
Baskaran, K.	P 10
Bauer, A.	T 15, P 224
Bauer, C.	P 247
Bauer, T.	P 246, P 249
Bäuerle, S. A.	T 58
Baulin, V.	P 11
Bayioui, A.	P 49, P 214
Beck, C.	T 55
Becker, C.	P 12
Becker, D.	P 3
Beckhoff, B.	P 157
Beckler, M.	P 1
Beck-Sickinger, A. G.	P 199
Beer-Hammer, S.	P 250
Beerlink, A.	T 40
Behrends, J.	P 5, P 1
Behrmann, E.	T 39, P 125
Bellon, P.	P 215
Bennati, M.	T 75
Bernus, O.	T 26
Bertleff, N.	T 68
Beta, C.	P 193
Betaneli, V.	P 86
Beutel, O.	P 130
Bhattacharya, A.	P 203
Bhattacharya, J.	P 154
Bhattacharyya, D.	P 50
Bhattacharyya, S.	P 204
Bhowmik, S.	P 198, P 209
Biehl, R.	P 99
Bihl, T.	P 13
Birk, F.	P 134
Bishop, M.	T 26
Bitthin, P.	T 28
Bittl, R.	T 2
Bittner, H.	P 14
Blank, K.	T 14
Blatt, T.	P 232
Blau, C.	T 66, P 15, P 67
Bloch, D.	P 16
Blomley, R.	P 248
Blum, C.	P 181
Blume, A.	T 24, P 77, P 177
Bock, L. V.	T 66, P 15, P 67
Böckmann, R.	P 12, P 30, P 36
	P 54, P 65
Bodenschatz, E.	P 181, P 193
Bogunovic, L.	P 164
Bohlooli, M.	P 149
Bombarda, E.	P 142
Bommarius, A. S.	P 16
Bommer, M.	P 262
Bonakdar, N.	P 29, P 120
van den Boom, J.	P 158
Bordignon, E.	T 19, P 110
Borisovska, M.	P 30
Börsch, M.	P 60
Bosch, B.	P 4
Bosse-Doenecke, E.	P 138
Braun, P.	P 184
Brehmer, T.	T 24
Brener, O.	P 263
Brenker, C.	T 49
Brenner, S.	P 186
Brennich, M.	P 205
Brezesinski, G.	P 20, P 106
Brieg, M.	P 59, P 70
Briels, W.	P 21, P 35
Briones, R.	P 17
Bröcker, J.	T 16
Bronowska, A.	T 57
Brooks, E.	T 19
Brödel, A.	P 91
Brückner, B. R.	P 73
Vor der Brüggen, M.	P 88
Bründermann, E.	P 115
Bruno, S.	P 38
Bruns, D.	P 30
Brüser, T.	T 24
Bubnis, G.	P 135
Buedlt, G.	P 154
Bugiel, M.	P 182
Burg, T.	P 108
Burmeister, C.	P 18
Burton, F.	T 26, P 169
Busch, K.	T 61
Buschmann, V.	P 112
Bußmann, T.	P 232
<b>C</b>	
Canseven, A.	P 235
Ceccarelli, M.	T 11
Chakrabarty, J.	P 50
Chen, L.	P 19
Cherepanov, D. A.	P 81
Chernev, P.	P 151
Chevalier, K.	P 221, P 241
Chizhov, I.	P 116
Cho, C.	P 186
Chollet, C.	P 199
Christmann, R.	P 249
Chumakov, A.	P 254
Cioroianu, A.	T 71
Ciupka, D. B.	P 250



## Index of Authors and Presenters

Civinskiene, G.	P 211	Eggeling, C.	T 32	François-Newton, V.	P 130
Claessen, D.	P 144	Eichler, S.	P 97	Frankenberg-Dinkel, N.	P 229
Clemens, M.	P 251	El-Sharkawy, A.	P 71	Fricke, I.	P 255
Colindres, M.	P 183	Eldera, S.	P 75	Friedrich, B.	P 163
Comorosan, S.	P 95	El-Gebaly, R.	P 207	Friedrich, Be.	T 48
Conde-Álvarez, R.	P 84	Elgeti, M.	P 253	Friedrich, T.	P 6, P 31, P 121, P 174
Coppey, M.	T 44	El-Mashtoly, S. F.	P 176, P 255	Frielingsdorf, S.	P 163
Cordes, T.	P 233	El-Tohamy, H.	P 207	Fritsch, J.	P 163
Curth, U.	P 201	Emiliani, V.	T 9	Frost, R.	T 63
Czub, J.	P 44	Engelhard, M.	P 110, P 238	Fuhrmans, M.	T 56
		Erdmann, Rai.	P 114, P 155	Fütterer, C.	P 185
		Erdmann, Ral.	P 176		
<b>D</b>		Erfle, H.	P 150	<b>G</b>	
Dahan, M.	T 44	Erkut, C.	P 72	Gabba, M.	P 100, P 154
Dai, L.	T 48	Ernst, M.	P 24	Galla, H.-J.	T 38, T 41, P 74, P 196
Dallacasagrande, V.	P 220	Ernst, S.	P 60	Ganjali, M. R.	P 147
Dammann, C.	P 205	Esmekaya, M.	P 111, P 235	Gapsys, V.	P 27
Daneva, T.	P 216	Etoc, F.	T 44	Garbuio, L.	T 19
Dannehl, C.	P 20	Evans, D.	P 124	Gasik, Z.	P 28
Dathe, M.	P 77			Gavriljuk, K.	P 271
Daum, S.	P 87, P 141	<b>F</b>		Gayda, S.	P 264
Davari Dolatabadi, M.	P 234, P 251	F. Ramos, A.	P 76	Gazdag, E. M.	P 271
Decker, C.	P 263	Fabry, B.	P 29, P 120	Geier, M.	P 183
Deniz, E.	P 129	Fahmy, K.	P 78, P 97, P 143	Geissler, A.	P 143
Deuerling, E.	P 272		P 72, P 245	Gennerich, A.	P 186
Diaz, S.	P 252	Falcon Neri, A.	P 173	Gensch, M.	P 247
Dick, B.	T 58	Falkner, B.	T 36	Gerhards, M.	P 221
Diederichsen, U.	P 92, P 168	Fallahbagheri, A.	P 149	Gerke, V.	P 74
Diensthuber, R.	P 116, P 262	Fanghänel, J.	T 16	Gerthsen, D.	T 62
Dierks, T.	P 103	Faraji-Dana, R.	P 227	Gerum, R.	P 29, P 120
Dietz, M.	T 10	Farivar, F.	P 98	Gervasio, F.	P 148
Diez, S.	P 192	Fauerbach, J. A.	P 202	Gerwert, K.	P 176, P 255, P 256
Diezemann, G.	P 22, P 57	Faus, I.	T 20, P 254		P 261, P 265, P 269, P 271
Diller, R.	P 183, P 221, P 241	Fedorov, R.	P 201	Ghavami, L.	P 208, P 219
		Fenton, F.	T 26, T 27	Ghodselahi, T.	P 179
Dobrev, P.	P 23	Fereidoni, M.	P 210	Ghosh, R.	P 198, P 209
Dölker, N.	P 148	Fertig, N.	P 1	Ghour, I.	T 26,
Doll, F.	P 137	Fessele, C.	P 102	Giehring, S.	P 88
Dondapati, S.	P 91	Fey, S.	P 241	Giordano, L.	P 202, P 252
Donnini, S.	P 23	Finger, S.	P 77	Gkouridis, G.	P 233
Doose, S.	T 68	Fink, R.	P 215	Glaser, M.	P 274
Dörlich, R.	P 166, P 170, P 248	Fiordelisio Coll, T.	P 173	Glatte, D.	P 87
Drees, S. L.	P 265	Fischer, A.	P 146, P 163	Glatz, A.	P 114
Drescher, M.	P 184	Fischer, Je.	P 99	Glück, J.	P 223
Drücker, P.	P 74	Fischer, Ju.	P 185	Gödde, J.	P 136
Dunkel, S.	P 206	Fischer, N.	T 66, P 15, P 67	Goede, A.	P 66, P 200
Dwivedi, M.	T 41	Fischer, R.	P 172	Goehler, A.	T 68
Dynowski, M.	P 162	Fischermeier, E.	P 78	Gokcen, S.	P 111
		Fitter, J.	P 100, P 154	Goldmann, T.	P 80
<b>E</b>		Flemig, S.	P 157	Goliaei, B.	P 37, P 208, P 219
Eaton, W. A.	T 6	Flottmann, B.	P 150	González Gómez, G.	P 173
Ebner, A.	P 165	Förster, J.	P 142	Gonzalez-Perez, A.	P 187
Efimova, S.	P 96				

# Index of Authors and Presenters

Goodwin, N.	T 49	Havenith, M.	P 115	Hosseini, S.	P 210
Goody, R.	P 271	He, C.	P 38	Hosseinkhani, S.	P 227
Gopalswamy, M.	P 138	Heberle, J.	P 107, P 238, P 247	Hötte, K.	P 130
Goris, T.	P 163	Heck, B.	P 137	Huang, H.	P 260
Gorna, M.	P 148	Heck, M.	T 22	Huang, R.	P 257
Gras, S.	P 144	Hedde, P.	P 170, P 175, P 248	Hub, J.	P 17, P 34
Gräter, F.	P 8, P 194	Hedrich, R.	P 156	Hubbell, W. L.	T 19
Gregor, I.	T 48	Hegemann, P.	T 1, P 240	Huber, H.-P.	P 165
Griesinger, C.	P 108, P 217	Hegnner, M.	P 154	Hübner, C. G.	T 12
Grilló, M.	P 84	Heider, D.	P 158	Hubrich, E.	P 107
Groenhof, G.	T 64, P 18, P 23 P 234, P 251	Heilemann, M.	T 10, P 150	Huepe, C.	P 19
Gross, T.	P 19	Heimburg, T.	P 82, P 187	Hummer, G.	T 17
Großerüschkamp, F.	P 256	Heinrich, D.	T 69, T 70	Hung, Y.	P 223
de Groot, B.	T 59, P 17, P 27, P 40 P 45, P 48, P 89, P 162, P 217	Heinrich, I.	P 110, P 238	Huster, A.	P 77
Grubmüller, H.	T 64, T 65, T 66 P 15, P 18, P 23, P 26, P 32, P 44 P 45 P 47, P 55, P 67, P 68, P 69 P 117, P 127, P 135, P 151, P 275	Heise, H.	P 265	Huster, D.	P 199
Grzesiek, S.	T 76	Heisenberg, H.	T 73	Huth, S.	P 220
Gubaev, A.	T 54	Heissler, S.	P 116		
Guha, D.	P 198, P 209	Hell, S.	T 47	<b>I</b>	
Guillon, M.	T 9	Hellmann, N.	T 55, P 258	Ilie, I.	P 35
Güldenhaupt, J.	P 269	Hemminga, M.	T 19	Immel, D.	T 23
Güler, G.	P 236	Hengstenberg, C.	T 21	Ingenbosch, K.	P 152
Gunkel, M.	P 150	Henke, K.	P 104	Inhester, L.	P 18, T 64
Gutsmann, T.	T 40, P 20, P 80, P 83 P 84, P 102	Hense, A.	T 23, P 105	Iriarte, M.	P 84
		Hensen, U.	P 47	Ishitsuka, Y.	P 166, P 172, P 175
		Henze, M.	P 138	Ismer, J.	P 200
		Hermann, G.	P 241	Itzen, A.	P 271
		Herrmann, A.	P 112	Ivancich, A.	P 246
		Herrmann, C.	T 21		
		Herrmann, H.	P 205	<b>J</b>	
		Hertzberg, O.	T 15, P 224	Jackson, A. D.	P 82
		Hess, S.	T 61	Jäger, H.	T 19
<b>H</b>		Hesse, C.	T 63	Jahnke, N.	T 50
Haas, J.	P 47	Higman, V.	P 201	Jain, R.	P 108
Hadi-Alijanvand, H.	P 147	Hildebrand, P.	T 65, P 14, P 66	Jakob, A.	P 220
Haferkamp, I.	P 183		P 163, P 200, P 229, P 259	Jakobs, S.	T 47
Hahn, S.	P 176, P 255	Hinterdorfer, P.	P 165	Janning, D.	P 130
Hahn, U.	P 40	Hobiger, K.	P 31	Jans, D.	T 47
Haidary, N.	P 146, P 163	Hobza, P.	T 57	Janshoff, A.	P 9, P 79, P 73
Hajihoseini Gazestani, V.	P 37	Hoefling, M.	P 32	Janthawornpong, K.	P 160, P 254
Halder, S.	P 50	Hoerke, M.	P 106	Jares-Erijman, E. A.	P 202, P 252
Hallatschek, O.	T 30	Höfer, I.	P 92	jaschonek, S.	P 22
Han, J.	P 30	Hoffmann, B.	P 99	Jaspers, S.	P 232
Hanke, W.	P 4, P 222	Hoffmann, K.	P 114	Jelokhani-Niaraki, M.	P 237
Harder, A.	P 103	Hoffmann, S.	P 223	Jeschke, G.	T 18
Harishchandra, R.	T 41, P 196	Hoffmann-Jacobsen, K.	P 152	Jiang, Z.	P 36
Hartmann, M.	P 102	Hofmann, K.-P.	T 22, T 65,	Jiménez Medina, J. M.	P 173
Hartmann, R.	P 171	Holterhues, J.	P 110	Joseph, B.	T 19
Haße, D.	T 10	Höök, F.	T 13	Jovin, T. M.	P 202, P 252
Hätti, P.	P 174	Hoomann, T.	T 37	Junge, W.	P 60
Haumann, M.	P 151	Horch, M.	P 259	Junghans, C.	P 121, P 174
Hauser, K.	P 104, P 137, P 257 P 267, P 272	Horn, M.	P 153		
Havelius, K.	P 151	Hosseini Salekdeh, G.	P 37		

## Index of Authors and Presenters

<b>K</b>	
Kada, G.	P 165
Kaden, D.	P 14
Kahra, D.	T 12
Kämpf, K.	P 109
Kamzolova, S.	P 52
Kapoor, S.	P 243
Kaptan, S.	P 89
Kapusta, P.	P 114
Karasawa, A.	P 233
Karmakar, S.	P 209
Käs, J.	P 220
Kashikar, N.	T 48
Katranidis, A.	P 100, P 154
Kaupp, U.	T 48, T 49
Kayhan, H.	P 235
Kazmin, R.	P 240, P 253
Keber, F.	T 69
Keiderling, T.	P 257, P 267
Keller, S.	T 16, T 50
Kelly, A.	P 26
Kemi, O.	T 26
Kempe, D.	P 100, P 154
Kempf, K.	P 142
Kerth, A.	T 24, P 77
Khalil, E.	P 49
Khanduja, K.	P 204
Khodarahmi, R.	P 149
Khosravi, P.	P 37
Kiefhaber, T.	T 7
Kienberger, F.	P 165
Kissel, T.	P 171
Klapper, Y.	P 166
Klare, J. P.	T 21, P 110, P 206
Kliesch, T.-T.	P 79
Klose, D.	P 110
Klösgen, R.	T 24
Klostermeier, D.	T 54
Klump, H.	P 33
Knecht, V.	P 61, P 106
Knipp, M.	P 38
Knyazev, D.	T 43
Koberling, F.	P 112, P 155
Kobitski, A.	P 124, P 167
Kochhar, R.	P 203
Koenderink, G.	T 34
Kohl, T.	T 29
Köhler, S.	P 39
Kohn, F.	P 222
Koksch, B.	P 106
Kolar, M.	T 57
König, B. W.	P 223, P 250
König, M.	P 155
König, M.	P 112
Köpfer, D.	P 40
Kopp, A.	P 80
Kopp, K.	P 41
Korte, T.	P 112
Korten, T.	P 192
Köster, S.	P 205
Kotb, M.	P 214
Kötting, C.	P 176, P 255, P 256
Kottke, T.	P 269, P 271
Kovermann, M.	T 23, P 126
Kozhinjampara, M.	T 12, P 42
Kraemer, B.	P 231
Krahe, M.	P 155
Krainer, G.	P 185
Krämer, B.	T 16
Kramer, C.	P 112
Krasutsky, S.	P 139
Kree, R.	P 43
Kreir, M.	P 160, P 254
Krejttschi, C.	P 43
Kremer, M.	P 1
Kremmling, B.	P 257, P 267
Kreuzer, I.	P 272
Krivobokova, T.	P 109
Krol, E.	P 156
Krutinin, G.	P 17
Krutinina, E.	P 156
Krylova, O.	P 52
Kubick, S.	P 52
Kübler, D.	T 50
Kuhn, M.	P 91
Kulic, I.	P 152
Kumar, R.	P 29, P 120
Kumaran, K.	P 188
Kunze, A.	P 275
Kurzchalia, T.	P 10
Kutzner, C.	T 13, T 63
	P 72
	P 44
<b>L</b>	
Labanda, M.	P 53
Ladyzheva, N.	P 2
Lamb, D. C.	T 72
Lamparter, T.	P 270
Langosch, D.	P 229, P 266, P 270
Lanz, M.	P 56
Larson, G.	T 54
Lauterbach, L.	T 13
Lauterbach, M.	P 259
Lecher, J.	T 9
	P 250
Lee, D.	P 217
Lehnart, S. E.	T 25
Leidel, N.	P 151
Leier, A.	T 46
Lekas, R.	P 211
Lekas, V.	P 211
Lendzian, F.	P 163, P 259
Lenger, K.	P 212
Lenz, O.	P 163, P 259
Leonov, H.	P 45
Li, L.	P 110
Li, Y.	P 172, P 175
Lieblein, T.	T 15, P 224
von Lilienfeld-Toal, H.	T 15, P 224
Lin, K.-N.	P 185
Lindhorst, T. K.	P 102
Linke, H.	P 192
Lippert, A.	P 29
Lisauskas, T.	P 150
Lischper, M.	P 88
Liße, D.	T 44
Litwinski, C.	P 112, P 114, P 155
Löchte, S.	T 46, P 130, P 189
Lokhmatikov, A. V.	P 81
Lorenz, F. J.	P 164
Lovelle, M.	T 11
Löw, C.	T 12
Lueders, P.	T 19
Lusceac, S.	P 109
Luther, S.	P 85
Lygina, A.	P 92
<b>M</b>	
Ma, Y.	T 52
Maffre, P.	P 166, P 190
Maghnouj, A.	P 176, P 255
Mahendran, K.	T 11
Mahmoud, G.	P 213
Mainka, A.	P 29
Ma'mani, L.	P 149
Mannherz, H. G.	T 39
Manstein, D. J.	T 39, P 116, P 125
	P 159, P 201
Mäntele, W.	T 15, P 129, P 224, P 236
Marelli, G.	P 46
Marques, C. M.	T 51
Márquez-Lago, T.	T 46
Marti, M. A.	P 53
Martin, S.	P 158
Matschulat, A.	P 157
Matthies, M.	T 67
Maximov, I.	P 192

# Index of Authors and Presenters

Mayr, S.	T 52, P 220	Nick, T. U.	P 225	Petersen, D.	P 176
Meier, B.	T 70	Nicksch-Hartfiel, A.	P 152	Petri, M.	P 108
Meister, A.	P 87, P 141, P 177	Niedieker, D.	P 176	Petruk, A. A.	P 53
Merkendorf, T.	P 261	Niemann, H.	T 10	Pfeifer, A.	P 126
Metzner, C.	P 120	Nienhaus, G. U.	T 3, T 62, P 105	Pich, A.	P 201
Mey, I.	P 139		P 124, P 153, P 166, P 167, P 170	Piehler, J.	T 44, T 46, T 61, P 130
Meyer, T.	P 47, P 127		P 172, P 175, P 190, P 248, P 264		P 189
Mhaidat, N.	P 180	Nienhaus, K.	P 105, P 153, P 264	Pietuch, A.	P 73
Michael, N.	P 229	Nikolaus, J.	P 112	Pirhaji, L.	P 37
Michielssens, S.	P 48	Nikoofar, A.	P 208, P 219	Piwowarski, P.	P 240, P 266
Miftahof, R.	P 132	Nilebäck, E.	T 63	Pleitez Rafael, M. A.	T 15, P 224
Millo, D.	P 146, P 163	Nir, E.	T 53	Pluhackova, K.	P 54
Milz, F.	P 103	Nöding, B.	P 191	Pogodin, S.	P 11
Minasbeykan, L.	P 113	Nolting, J.	P 128, P 205	Pohl, P.	T 37, T 43
Minot, E.	T 14			Polosan, S.	P 95
Mischo, M.	P 115	<b>O</b>		Pomès, R.	P 226
Mittal, B.	P 203	Obeid, M. H.	P 143	Pongs, O.	P 40
Mobasheri, H.	P 179, P 239	Oberle, M.	P 129	Poolman, B.	P 233
Möglich, A.	P 262	Oertel, J.	P 78, P 97, P 143	Popp, A.	P 257, P 267
Mohamed, E.	P 49, P 213, P 214	Ogata, H.	P 38	Potschies, M.	P 104
Mohrmann, H.	P 238	Ohlendorf, R.	P 262	Poulter, C. D.	P 160, P 254
Molina, I.	P 229, P 270	Ohmert, I.	P 40	Prabhakara, K.	P 181
Moosavi-Movahedi, A.	P 98, P 149	Olendrowitz, C.	P 128	Preller, M.	P 116, P 159
	P 273, P 227	Oliver, B.	P 205	Prisbrey, L.	T 14
Mörch, M.	P 56	Ollesch, J.	P 265		
Moriyón, I.	P 84	Ordu, O.	P 190	<b>Q</b>	
Mosgaard, L.	P 82	Orth, A.	P 197	Quast, R.	P 91
Mosig, A.	P 255	Ortmann, U.	P 112, P 114		
Mosqueira, M.	P 215	Ostermeir, K.	P 51	<b>R</b>	
Mroginski, M.	P 31, P 246, P 259, P 258	Ostroumova, O.	P 96	Rackwitz, S.	T 20, P 254
Mueller, J. W.	P 158	Osyrov, A.	P 52	Radke, M. B.	P 159
Mulkidjanian, A. Y.	P 81	Otte, J.	P 167	Ramadan, H.	P 214
Müller, Ma.	T 56, P 46, P 55, P 61	den Otter, W.	P 21, P 35	Ranjbar, S.	P 149
	P 220			Raunser, S.	T 39, P 125
Müller, Mi.	T 39, P 116	<b>P</b>		Rauscher, S.	P 226
Müller-Trimbusch, M.	P 110	Pähler, G.	P 9	Razzaghi, S.	T 19
Munk, A.	P 17	Palacios-Chaves, L.	P 84	Reeves, P.	P 97
Münter, L.	P 14	Paladino, A.	P 101	Regtmeier, J.	P 164
Myles, R.	T 26	Parak, W. J.	P 171	Reichelt, R.	P 196
		Park, Y.	T 42	Reichenbach, A.	P 220
		Pascal, R.	T 48	Reinhard, A.	T 20, P 160
<b>N</b>		Pastore, A.	P 158		P 246, P 254
Nagel-Steger, L.	P 263	Pathak, C.	P 204	Reis, M.	P 174
Naletova, O.	P 142	Pejic, M.	P 74	Renz, M.	P 60
Nandel, F.	P 25	Pellegrini, S.	P 130	Resch-Genger, U.	P 114
Narzi, D.	P 30	Penczek, P.	T 39	Reuter, J. H.	P 232
Naue, N.	P 201	Perez, C.	P 236	Rex, R.	P 47
Negrete Jr., J.	P 193	Pérez-Lustres, J.	T 23	Reymann, J.	P 150
Nehls, C.	P 83, P 102	Perrett, S.	P 144	Rezaei, M.	P 239
Neubacher, H.	P 168	Peter, E.	T 58	Richter, Ch.	T 46, T 61, P 130
Neuhaus, H. E.	P 183	Peters, H.	P 124		P 189
Ngouamegne-Tambou, E.	P 160, P 254	Peters, J. H.	T 48, P 59	Richter, Cl.	P 85
Nicholas, M. P.	P 186				

## Index of Authors and Presenters

Richter, D.	P 99	Schmitz-Streit, R.	P 80	Singh, P.	T 11
Ries, A.	P 197	Schmüser, L.	P 258	Sirav, B.	P 235
Ripp, S.	T 14	Schneider, S.	P 122	Sklan, E.	P 223
Rippers, Y.	P 259, P 268	Schobert, R.	P 142	Skulachev, V. P.	P 81
Risselada, H. J.	P 55, P 135	Schröder, G.	T 36, P 10, P 15	Slater, N.	P 11
Ritter, E.	P 240, P 266		T 30, T 66, P 67	Smirnova, Y.	P 61
Rivera Gil, P.	P 171	Schröder, V.	P 192	Smith, A.	P 13
Rodnina, M. V.	T 66, P 67	Schug, A.	T 60	Smith, C.	P 217
Rohmer, M.	T 20, P 160, P 254	Schuler, A.-K.	P 5	Smith, G.	T 26, P 169
Rose, A.	T 65, P 66, P 200	Schulz, O.	P 155	Solioz, M.	P 143
Rosenkranz, T.	P 100	Schulze, C.	P 232	Soltsev, K. M.	P 16
Ross, R.	P 155	Schünemann, V.	T 20, P 160	Sommer, M.	T 22
Rother, K.	P 200		P 246, P 249, P 254	Song, C.	P 162
Rucktäschel, R.	P 176	Schünke, S.	P 223	Spexard, M.	T 23
Rudak, T.	P 256	Schütte, O. M.	P 197	Spielmann, M.	P 212
Rudolph, R.	P 138	Schwartz, P.	P 244	Spiller, S.	P 6
Russek, A.	P 117	Schwarzer, R.	P 112	Van der Spoel, D.	P 34
Rüttinger, S.	P 112	Schwarzinger, S.	P 142	Spörrer, M.	P 29
		Schweiger, C.	P 171	Springer, A.	T 43
		Schwenen, L.	P 92	Stagge, F.	T 47
<b>S</b>		Schwieger, C.	P 77, P 141, P 177	Stamm, A.	P 221
Sabouni, F.	P 210	Schwiering, M.	P 258, T 55	Stark, H.	T 8, T 66, P 15, P 67
Saboury, A.-A.	P 98, P 147, P 149	Schwille, P.	P 86	Starkuviene, V.	P 150
Sachan, A. K.	P 196	Seeck, O.	T 40	Stech, M.	P 91
Sachse, R.	P 91	Seelheim, P.	T 38	Steffens, M.	P 90
Sackmann, E.	T 69	Seemann, M.	T 20, P 160, P 254	Stehfest, K.	P 240
Sadeghi, M.	P 37	Sefidbakht, Y.	P 227	Steinbrecher, T.	P 62
Sainova, I.	P 216	Seibel, J.	T 68	Steinem, C.	P 92, P 118, P 119
Sandmann, R.	P 193	Seidel, C.	T 4		P 139, P 162, P 168, P 197, P 242
Salditt, T.	P 128	Seidel, C. A. M.	T 21	Steinhoff, H.-J.	T 21, P 81, P 110
Sallam, A. E.	P 207	Seidel, T.	P 123		P 206
Sallam, S.	P 213	Seifert, A.	P 1	Stockmar, F.	P 124
Saßen, C.	P 118	Seifert, R.	T 49	Stoldt, M.	P 250
Sauer, M.	T 68	Seifert, U.	P 13	Stoldt, S.	T 47
Sawyer, E.	P 144	Seiter, J.	T 62	Storm, C.	T 71
Sayed, A.	P 78	Seitz, C.	P 145, P 274	Strähle, U.	P 167
Schäfer, B.	P 167	Selenschik, P.	P 130	Strunk, T.	P 63, P 70
Schäfer, E.	P 79	Selve, S.	P 157	Strünker, T.	T 49
Schäffer, E.	P 182	Senger, M.	P 161	Suárez-Ántola, R.	P 218
Schagina, L.	P 96	Settanni, G.	P 39, P 58	Sukoyan, G.	P 64
Scharnagl, C.	P 56	Seyhan, N.	P 111, P 235	Sun, L.	P 65
Schartner, J.	P 269	Sezer, M.	P 163	Superti-Furga, G.	P 148
Schatz, M.	P 119	Shang, L.	T 62	Svedhem, S.	T 63
Schauer, E.	P 123	Sharma, S.	P 203		
Scheerer, P.	T 65, P 266	Sharma, V.	P 204	<b>T</b>	
Scheidt, H. A.	P 199	Shugar, D.	P 28	Taft, M. H.	P 116, P 125, P 159
Scherzer, S.	P 156	Shvadchak, V. V.	P 202	Taghizadeh Sarshouri, B.	P 219
Schild, D.	P 244	Sieber, M.	P 4		P 208
Schilling, A.	P 29, P 120	Siebert, E.	P 163	Tahoun, N.	P 207
Schlage, K.	P 254	Sielaff, H.	P 60	Takeshita, N.	P 172
Schlesier, T.	P 22, P 57	Silye, R.	P 165	Tamm, L.	T 35
Schmieder, P.	P 201	Singer, P.	P 241, P 270	Tampé, R.	T 5
Schmitt, F.-J.	P 121, P 174				

## Index of Authors and Presenters

- T**
- Tannert, S. P 114  
 Techert, S. P 108  
 Thalmann, F. T 51  
 Theune, D. P 66  
 Tehrani, S. P 228  
 Thiagarajan-Rosenkranz, P. P 250  
 P 223  
 Thöing, C. P 126  
 Thomas, L. P 199  
 Tiemann, J. P 200  
 Timm, M. T 68  
 Torda, A. T 67  
 Torkzadeh-Mahani, M. P 227  
 Torres Pérez, A. P 173  
 Tran, Q. P 231  
 Trautmann, S. P 112  
 Triola, G. P 243  
 Tsvitvivadze, E. P 64
- U**
- Ullrich, K. P 129  
 Ulm, G. P 157  
 Utesch, T. P 31, P 146  
 Uzé, G. P 130
- V**
- Vaiana, A. T 66, P 15, P 67  
 Vaiciulyte, R. P 211  
 Vainio, U. P 205  
 Valdau, O. P 223  
 Vargas, C. T 16, T 50  
 Vavrek, I. P 216  
 Vegh, R. B. P 16  
 Velazquez Escobar, F. P 229  
 Vendruscolo, M. T 77  
 Vesper, M. P 45  
 Viappiani, C. P 38  
 Viefhues, M. P 93  
 Vietrov, R. P 233  
 Vilfan, A. T 45  
 Vitali, M. P 121, P 174  
 Voevodskaja, N. P 151  
 Vogel, M. P 109  
 Vöhringer-Martinez, E. P 26  
 Volkhardt, A. P 127  
 Vöpel, T. T 21  
 Vortmeier, G. P 199  
 Voskoboynikova, N. P 81  
 Voß, B. P 68  
 Vriend, G. P 40, P 47
- W**
- Wachsmann, J. P 29  
 Wächter, A. P 60, P 91  
 Wahl, M. P 112, P 155  
 Waichman, S. P 189  
 Walczak, M. P 69  
 Waldmann, H. P 243  
 Walhorn, V. P 103  
 Walker, F. A. T 20, P 246, P 249  
 Wang, T. P 87  
 Warshaw, D. T 45  
 Weber, C. P 215  
 Weber, W. T 31  
 Wedekind, T. P 189  
 Wegener, S. P 93, P 164  
 Weichbrodt, C. P 162, P 242  
 Weidemann, L.-C. P 125  
 Weidinger, I. P 163  
 Weigel, A. T 23  
 Weinhausen, B. P 128  
 Weise, K. P 243  
 Weisenburger, S. P 258  
 Weißenborn, J. P 121  
 Welte, W. P 104  
 Wennberg, C. P 34  
 Wenzel, I. P 185  
 Wenzel, W. P 7, P 24, P 59, P 63  
 P 70  
 Werkmüller, A. P 243  
 Werz, D. B. P 197  
 Westendorf, C. P 193  
 Wiederschein, F. P 26  
 Wiegele, S. P 190  
 Wilkens, V. T 61  
 Willbold, D. P 223, P 250, P 263  
 Wille, G. P 129  
 Wille, H.-C. P 254  
 Wilmes, S. T 46, P 130, P 189  
 Windschiegl, B. P 88  
 Winter, R. P 243  
 Winterhalter, M. T 11, P 231  
 Wittinghofer, A. P 256  
 Wittmann, V. P 184  
 Wolf, M. P 70, P 241, P 263, P 270  
 Wolff, J. T 51  
 Wolff, M. P 263  
 Wolny, J. A. T 20, P 160, P 254  
 Worch, R. P 86  
 Wu, L. P 257, P 267  
 Wüllner, A. T 38  
 Wüstenhagen, D. P 91  
 Wurm, C. A. T 47
- X**
- Xiao, S. P 194
- Y**
- Yagci, M. P 111, P 235  
 Yang, L. T 62  
 You, C. T 46, P 130, P 189  
 Yulikov, M. T 19  
 Yushchenko, T. P 272
- Z**
- Zachariae, U. T 33, P 40, P 162  
 P 65  
 Zacharias, M. P 51  
 Zandsalimi, K. P 179  
 Zangi, R. P 101  
 Zebger, I. P 146, P 163, P 259  
 Zeilinger, C. P 90  
 Zeth, K. P 162  
 Zhang, F. P 171  
 Zhang, H. P 36  
 Ziegler, C. P 236  
 Zimmermann, G. P 243  
 Zink, M. T 52, P 220  
 Ziomkowska, J. P 112  
 Zúñiga-Ripa, A. P 84

### Registration and Confirmation

Registration is subject to capacity limitations. Registration must include the name of any accompanying person to ensure their inclusion into the planning of the social programme. Upon receipt of registration invoice or confirmation, registration is considered official and effectual. This document is a valid VAT invoice which may be submitted to the local tax and revenue office for tax purposes.

### Invoicing and Due Date for Fees

Fees for the scientific programme and the social programme of the event will be charged in the name and on behalf of the company Conventus inclusive the statutory VAT rate of 19% (as of 2010). All fees are due upon receipt of the registration invoice or confirmation form. Transfer payments must include the name of the participant and the invoice number, otherwise they will not be accepted. All major credit cards are accepted.

### Scope of Services

Event fees and day tickets include participation in the scientific programme only. Additional fees for the social programme will apply. Included in this fee are programme book, including abstracts, tickets for the conference dinner, name tags and a certificate of attendance. These items are generally handed out at the venue.

### Cancellations, Changes, Refunds

Cancellations could be made in written form only and were only accepted if received by 15 August 2012. A cancellation fee of EUR 25 applied. The same terms applied for cancellations of the social programme, however no cancellation fee has been charged. Any cancellations after this date or no-shows at the event are not eligible for a refund and the full fee in accordance to the registration invoice or confirmation will be due. Any changes in booking, after booking confirmation has been issued, will result in a handling fee of EUR 15. Any requested additions to existing reservations or reservations made during the event on-site will be processed according to availability.

### Event Cancellation, Refunds

There is limited capacity for all events. For certain events a minimum number of participants is required. If the minimum number of participants is not reached, the organiser reserves the right to cancel all or parts of the event on a short-term notice. In this case, all paid fees will be fully refunded.

### Force Majeure, Disclaimer

The organiser is responsible for all changes to individual parts of the event. Claims for damages are excluded if the staging of the event or individual components are hampered or prevented by unexpected political or economic events or generally by force majeure or by the cancellation of speakers or if similar changes are required.

## General Terms and Conditions

### Hotel Reservations, Disclaimer

Conventus acts as an intermediary for hotel reservations and therefore assumes no liability for reservations. Changes and cancellations have to be addressed to the according hotels directly. The cancellation terms of the individual hotels apply.

### Limitation of Liability

Conventus acts as an intermediary for the programme offered by the organiser and, therefore, assumes no liability whatsoever for the event. Any liability for services and possible problems with the services lies exclusively with the provider of services. Participation in activities of the social programme is exclusively at one's own risk.

Conventus assumes liability for death or injury to body or health, provided there has been negligence or an intentional breach of duties by the event organiser, its legal representatives, or vicarious agents.

In the event of any other damage, the liability of Conventus, its legal representatives and its vicarious agents is limited to deliberate and gross negligent conduct, provided that no essential contractual obligations have been breached.

### Applicable Law, Place of Performance and Jurisdiction

The laws of the Federal Republic of Germany apply excluding the *U.N. Convention on Contracts for the International Sale of Goods (CISG)*.

To the extent allowed by law, Jena is the place of performance and jurisdiction for all claims.

### Use and Storage of Data

Information provided by you will be solely used for the purposes of contractual performance and/or the sending of event invitations from Conventus Congress Management and Marketing GmbH. Your information will not be provided to third parties unless you have provided written consent. You have the right to request information at any time about your saved data without giving reason. Information can also be edited, delete or blocked at any time. You may withdraw your consent to use your personal information by contacting [direktmarketing@conventus.de](mailto:direktmarketing@conventus.de) or by postal mail at: Conventus Congressmanagement and Marketing GmbH, Attn: Marketing, Carl-Pulfrich-Straße 1, 07745 Jena (DE). Our online form is also available at [www.conventus.de/ mailing](http://www.conventus.de/ mailing).

24 February 2010





**July 18 to 22, 2015  
Dresden, Germany**

**EBSA  
2015**

## **10<sup>th</sup> European Biophysics Congress**

Dear Colleagues,

It is our privilege and great pleasure to announce the **10th European Biophysics Congress** to be held on **July 18 – 22, 2015** in Dresden, Germany.

Dresden, known as “Florence at the Elbe River”, is a city with a particularly rich arts and science heritage, a place where baroque meets the future, combining an intense cultural life with modern spirit and constantly growing scientific progress.

Outstanding speakers from Europe and overseas as well as state-of-the-art satellite symposia, oral and poster presentations will ensure for the 10th EBSA Anniversary Meeting a scientific program of highest quality.

The congress will be complemented by an exciting social program, giving participants and accompanying persons the chance to immerse themselves in the fascinating cultural life of Dresden.

Our ambition is to realize a successful and memorable congress for all participants, delegates, sponsors and exhibitors. Hence, mark already the July 18 – 22, 2015 and enjoy the opportunity to experience science and culture in one of the most beautiful cities in Europe.


Auf Wiedersehen in Dresden!

Prof. Helmut Grubmüller  
Chairman of EBSA 2015



**[www.ebsa2015.com](http://www.ebsa2015.com)**

# Explore a New Approach to Physical Chemistry for the Life Sciences



The field of biochemistry is entering an exciting era in which genomic information is being integrated into molecular-level descriptions of the physical processes that make life possible.

*The Molecules of Life* is a textbook with a new approach to physical chemistry for the life sciences. Written for undergraduates majoring in biology or health sciences, it integrates fundamental concepts in thermodynamics and kinetics with an introduction to biological mechanism at the level of molecular structure.

September 2012 • 1,032 Pages  
900 Illustrations • Paperback  
978-0-8153-4188-8 • £50.00

20% Discount with code GGL80 at  
[www.garlandscience.com](http://www.garlandscience.com)  
until 23rd November 2012

## Table of Contents

### Part I. Biological Molecules

1. From Genes to RNA to Proteins
2. Nucleic Acid Structure
3. Glycans and Lipids
4. Protein Structure
5. Evolutionary Variation in Proteins

### Part II. Energy and Entropy

6. Energy and Intermolecular Forces
7. Entropy
8. Linking Energy and Entropy

### Part III. Free Energy

9. Free Energy
10. Chemical Potential and the Drive to Equilibrium
11. Voltages and Free Energy

### Part IV. Molecular Interactions

12. Molecular Recognition
13. Specificity of Macromolecular Recognition
14. Allostery

### Part V. Kinetics and Catalysis

15. Rates of Molecular Processes
16. Principles of Enzyme Catalysis
17. Diffusion and Transport

### Part VI. Assembly and Activity

18. Folding
19. Fidelity in DNA and Protein Synthesis