

Colloidal Brazil-nut effect in sediments of binary charged suspensions

A. ESZTERMANN and H. LÖWEN

*Institut für Theoretische Physik II, Heinrich-Heine-Universität Düsseldorf
Universitätsstraße 1, D-40225 Düsseldorf, Germany*

received 13 April 2004; accepted in final form 30 July 2004

PACS. 82.70.Dd – Colloids.

PACS. 61.20.Ja – Computer simulation of liquid structure.

PACS. 05.20.Jj – Statistical mechanics of classical fluids.

Abstract. – Equilibrium sedimentation density profiles of charged binary colloidal suspensions are calculated by computer simulations and density-functional theory. For deionized samples, we predict a colloidal “Brazil nut” effect: heavy colloidal particles sediment on top of the lighter ones provided that their mass per charge is smaller than that of the lighter ones. This effect is verifiable in settling experiments.

Binary systems of granular matter separate upon shaking in gravity, so that the larger particles lie on top of the smaller ones even if they are heavier and denser than the latter. This is due to a sifting mechanism in which tiny grains filter through the interstices between the large particles, which is well-known as “Brazil nut” effect: in a jar of mixed nuts or in a package of cereal, the largest species rises to the top [1, 2]. This clearly distinguishes granular matter from ordinary fluids where the rising species is controlled by Archimedes’ law. Understanding the full details of the Brazil-nut effect is still a problem; recently, even a reverse Brazil-nut effect of large light grains sinking in a granular bed has been predicted [3–5] and verified in experiments [6].

In this letter, we report on equilibrium density profiles of binary charged colloidal fluids (“macroions”) under gravity. Using extensive Monte Carlo computer simulations of the “primitive” model [7] of strongly asymmetric electrolytes and a density-functional theory, we predict that the heavier particles sediment on top of the lighter ones provided the charge per mass of the heavier particles is higher. In analogy to granular matter, we call this counter-intuitive phenomenon a *colloidal Brazil-nut effect*. It is generated by the entropy of the microscopic counterions in the solution, which are coupled to the macroions by strong Coulomb binding. Clearly, though this effect is qualitatively similar to the granular Brazil-nut effect insofar as heavy particles are on top of lighter ones, its physical origin is different: first, the particle charge (and not the size) is crucial. Second, the colloidal Brazil-nut effect is a pure equilibrium phenomenon while the granular Brazil-nut effect happens intrinsically in non-equilibrium. The colloidal Brazil-nut effect can be verified, *e.g.*, in depolarized-light scattering or real-space experiments on sediments of strongly deionized binary charged suspensions [8, 9]. Similar techniques have been used to measure one-component colloidal density profiles [9, 10] where deviations from the ideal barometric law [11] are still an ongoing debate [12–17].

We simulate the asymmetric “primitive” model of binary charged suspensions in which the solvent only enters via a continuous dielectric background with permittivity ϵ but all charged particles (two species of negatively charged macroions and microscopic counter- and coions) are treated explicitly at constant temperature T . With Z_1e , Z_2e , $-qe$ and σ_1 , σ_2 , σ_c denoting the charges and the diameters of the two colloidal species and the microions, the interaction between the charged particles is given as a combination of Coulomb forces and excluded volume of the hard particle cores. Here, e is the electron charge. For simplicity, we assume that the co- and counterions of the salt solution have the same valency and the same hard-core diameter σ_c . We consider a finite system of N_1 , N_2 charged macroions and corresponding number of counterions (fixed by global charge neutrality) plus salt ions of bulk concentration c_s . The simulation box is rectangular with lengths $L_x = L_y$ and $L_z = 32 L_x$ in the three different spatial directions with periodic boundary conditions in the x - and y -direction and finite length in the z -direction. Hard walls are placed at $z = 0$, L_z and gravity with acceleration g points along the $-z$ direction. Only the colloidal particles with their buoyant masses m_1 and m_2 are subject to gravity, whereas the microions are not.

A Monte Carlo simulation is performed in the canonical ensemble with the long-ranged Coulomb interaction treated via Lekner sums [18]. Typically, 10^3 Monte Carlo moves per particle were performed for equilibration and it took an additional 10^4 Monte Carlo moves per particle to gather statistics. Finite system size effects were carefully checked by changing all lateral linear dimensions by a factor of 4. This means that we have changed the total number of colloidal particles $N_1 + N_2$ in the range of 12–200. We have calculated the inhomogeneous z -dependent averaged density profiles $\rho_1(z)$, $\rho_2(z)$, $\rho_3(z)$ and $\rho_4(z)$ of the two macroions and the counter- and coions. Data are shown for the largest system size where $N_1 = N_2 = 100$.

Besides the ratios Z_1/q , Z_2/q , m_1/m_2 , σ_1/σ_2 , σ_c/σ_2 , the system is characterized by two partial area densities $n_i = N_i/L_x L_y$ ($i = 1, 2$), the Bjerrum length $\lambda_B = q^2 e^2 / \epsilon kT$ (kT denoting the thermal energy), the gravitational length $\ell_2 = kT/m_2 g$ of the second particle species, and the salt concentration. In order to reduce the parameter space, we have assumed throughout the simulations monovalent microions ($q = 1$), and the same hard-core diameter of the macroions $\sigma = \sigma_1 = \sigma_2$ which serves as a natural length scale. We further fixed $Z_2 = 15$, $\lambda_B = \sigma_c = \sigma/128$ and $n_1 = n_2 = 0.1/\sigma^2$. This corresponds to typical parameters for low-charge aqueous suspensions. We varied the colloidal charge Z_1 , the colloidal mass ratio m_1/m_2 (with $m_1 > m_2$), the gravitational length ℓ_2 , and the salt concentration.

In the salt-free case, density profiles for the two macroions and the counterions are shown in fig. 1 for $m_1/m_2 = 1.5$ and three different macroion charges $Z_1 = 45, 30, 25$. For large heights z , the heavy particles (solid curve) are on top of the lighter ones (dashed curve). This colloidal Brazil-nut effect is getting stronger for increasing charge asymmetry between the colloidal particles: for the highest charge $Z_1 = 45$, the two macroion species are almost completely separated. To quantify the Brazil-nut effect, we define—in analogy to the ordinary Brazil-nut problem [5]—a mean (or sedimentation) height of the two profiles via

$$h_i = \frac{\int_0^\infty z \rho_i(z) dz}{\int_0^\infty \rho_i(z) dz}, \quad i = 1, 2. \quad (1)$$

By definition, the colloidal Brazil-nut effect occurs if $h_1 > h_2$, but there is no Brazil-nut effect (or a “reverse” Brazil-nut effect) in the opposite case, $h_1 \leq h_2$.

Let us now describe the properties of the density profiles for increasing z qualitatively and put forward a simple theory to describe the basic features. Close to the hard container bottom at $z = 0$, small correlation effects are visible as a density shoulder of the low-charge particles, while high-charge particles are depleted from the wall. The reason is a combination

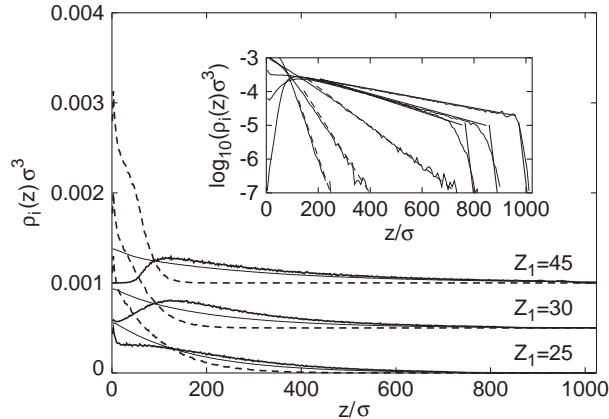


Fig. 1 – Density profiles of macro- and counterions for $Z_1 = 45, 30, 25$ (solid lines; top to bottom). The second colloidal component is shown as a dashed line. Counterion densities (thin lines) have been divided by $Z_1 + Z_2$. For clarity, curves pertaining to different simulation runs have been shifted by 5×10^{-4} with respect to each other. The parameters are: $m_1/m_2 = 1.5$, $\ell_2/\sigma = 10$, $c_s = 0$. Inset: semi-logarithmic plots of the same colloidal density profiles with the slopes predicted from theory.

of a pure interface effect and Archimedes' principle. First, we have checked by simulation that depletion of high-charge particle persists for zero gravity. Second, by crudely mapping the interacting binary colloidal mixture onto one with effective hard interaction cores, the high-charge particles will have a larger diameter and hence Archimedes' principle will lift the high-charge particles in the sea of small ones, provided their mass density is smaller [19]. For our parameters, however, the latter effect is small and confined to regions close to the wall. More importantly, as revealed by the semi-logarithmic plot in the inset of fig. 1, there is an exponential decay of the two colloidal profiles for intermediate heights associated with two different decay lengths for the two colloidal species. The decay length for the heavier but high-charge particles is larger than that for the low-charge particles. This gives the most significant contribution in the integral (1) of the mean height. Finally, for large z , there is crossover towards another exponential decay involving the gravitational length $\ell_1 = kT/m_1g$ for the high-charge particles. It is important to note that the density profiles fulfill *local charge neutrality* throughout the whole sample except at the container bottom ($z = 0$) and at very large heights z . But even there the excess charge separated is small [20].

Our theoretical explanation for the colloidal Brazil-nut effect is based on a simple density-functional approach. The free energy \mathcal{F} per unit area, which is a functional of the inhomogeneous density fields $\rho_1(z)$, $\rho_2(z)$, $\rho_3(z)$ of the macro- and counterions, splits into the gravitational energy, the entropy of the three species and all Coulomb contributions. The latter are approximated within a mean-field-type Poisson-Boltzmann theory [12–16]. Hence:

$$\begin{aligned}
 \mathcal{F}[\rho_1(z), \rho_2(z), \rho_3(z)] = & \sum_{\nu=1}^2 \int_0^\infty dz m_\nu g z \rho_\nu(z) + \\
 & + \sum_{\nu=1}^3 \int_0^\infty dz kT \rho_\nu(z) (\ln(\Lambda_\nu^3 \rho_\nu(z)) - 1) + \\
 & + \frac{1}{2} \int d^2r' \int_0^\infty dz \int_0^\infty dz' \frac{\rho_t(z)\rho_t(z')}{\epsilon \sqrt{r'^2 + (z-z')^2}}. \quad (2)
 \end{aligned}$$

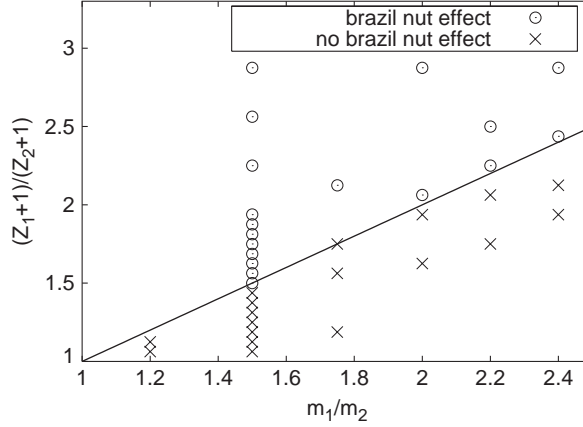


Fig. 2 – Crossover towards the Brazil-nut effect. Shown are different charge asymmetries $(Z_1+1)/(Z_2+1)$ and mass ratios m_1/m_2 for which the Brazil-nut effect was (circles) or was not observed (crosses). The straight line shows the theoretical prediction. The parameter combinations were obtained by changing ℓ_2 and Z_1 is the range of $4 \dots 20 \sigma$ and $16 \dots 45$, respectively.

Here, Λ_ν ($\nu = 1, 2, 3$) are Lagrange multipliers which ensure that the overall colloidal densities per unit area equal the prescribed number densities, *i.e.* $\int_0^\infty dz \rho_i(z) = n_i$ ($i = 1, 2$). Λ_3 is fixed by *global* charge neutrality, and $\rho_t(z) = Z_1 e \rho_1(z) + Z_2 e \rho_2(z) - q e \rho_3(z)$ is the total *local* charge density of the system. The functional \mathcal{F} is minimal for the physically realized equilibrium density profiles.

We discuss two different cases of weak and strong Coulomb coupling subsequently. For weak Coulomb coupling, which is realized for very large heights z where the densities are extremely small, one may neglect the third term on the right-hand side of eq. (2). Then, the minimization of \mathcal{F} yields colloidal density profiles which follow the traditional barometric law $\rho_i(z) \propto \exp[-z/\ell_i]$ ($i = 1, 2$). Strong Coulomb coupling, on the other hand, will impose *local* charge neutrality, $\rho_t(z) = 0$, which implies that the counterion density field is enslaved to that of the macroions. Then \mathcal{F} has to be minimized with respect to $\rho_1(z)$ and $\rho_2(z)$, while $\rho_3(z)$ is determined by the constraint $\rho_t(z) = 0$. For large z , this minimization can be performed analytically assuming the density of one species is dominant and again yields an exponential decay $\rho_i(z) \propto \exp[-\gamma_i z]$ ($i = 1, 2$) but with inverse decay lengths γ_i which are smaller than $1/\ell_i$. These decay lengths γ_i turn out to be as follows: Let α be the index i for which the mass per charge ratio $\frac{m_i}{Z_i/q+1}$ is *minimal* and let β be the index complementary to α , *i.e.* $\beta = 1$ if $\alpha = 2$ and $\beta = 2$ if $\alpha = 1$. Then

$$\gamma_\alpha = \frac{m_\alpha}{Z_\alpha/q+1} \frac{g}{kT} \quad (3)$$

and

$$\gamma_\beta = \left(m_\beta - m_\alpha \frac{Z_\beta/q}{Z_\alpha/q+1} \right) \frac{g}{kT} > \gamma_\alpha \quad (4)$$

with $\gamma_\beta \geq \frac{m_\beta g}{kT(Z_\beta/q+1)} \geq \gamma_\alpha$. This second case of strong Coulomb coupling will be realized for heights z where correlations between the ions are small (which justifies the mean-field approximation) but where local charge neutrality is still valid. The physical reason for the much slower decay of the colloidal density profiles in the second regime results from the counterion entropy which tends to delocalize the counterions. However, since the macroions are

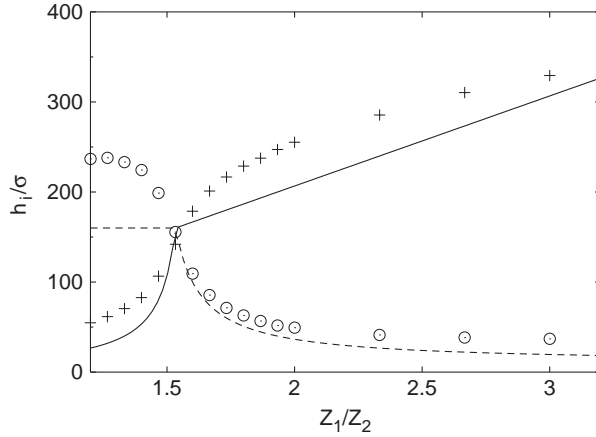


Fig. 3 – Mean heights h_i of heavy (+) and light (o) particles as a function of Z_1 for the parameters of fig. 1. The lines show the theoretical predictions.

coupled to the counterions due to the constraint of local charge neutrality, they are lifted upwards together with their counterions. Assuming that the main contribution in the integrand of the right-hand side of (1) comes from the second regime, the mean heights are given by $h_\alpha = 1/\gamma_\alpha$ and $h_\beta = 1/\gamma_\beta$. A Brazil-nut effect occurs when $\alpha = 1$ and $\beta = 2$. Hence the transition towards the Brazil-nut effect happens at $\frac{m_1}{Z_1/q+1} = \frac{m_2}{Z_2/q+1}$.

Let us now test the prediction of the theory against our simulation data. First, the slopes in the inset of fig. 1 confirm the inverse decay lengths γ_α and γ_β perfectly for a large range of intermediate heights; the theoretical predictions for the slopes as given by eqs. (3) and (4) are shown as thick lines. The crossover to the bare gravitational length for large z is confirmed for the

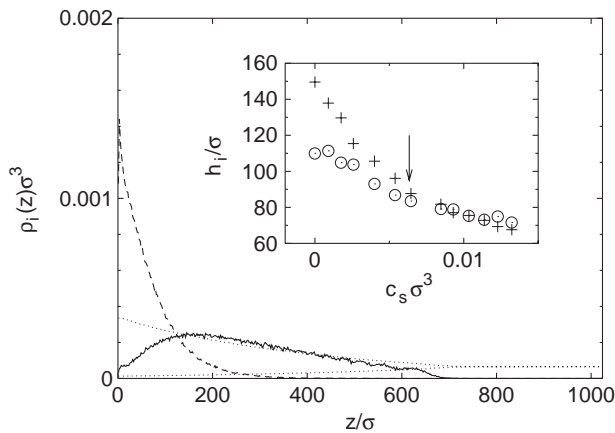


Fig. 4 – Density profiles for added salt. The counter- and coion densities have been divided by $Z_1 + Z_2$, the coion density is smaller than that of the counterions. The parameters are $Z_1 = 45$, $m_1/m_2 = 2$, $\ell_2 = 20\sigma$, and $c_s\sigma^3 = 2.5 \times 10^{-3}$. Inset: sedimentation heights h_i of heavy (+) and light (o) particles as a function of reduced salt concentration for $Z_1 = 32$, $m_1/m_2 = 2$, and $\ell_2 = 5\sigma$. The theoretical estimate of the threshold salt concentration is marked by an arrow.

high-charge particles and was found to be pretty sharp. Consistently with the theoretical assumption, local charge neutrality in the intermediate regime is fulfilled. Second, we have tested the location of the transition towards the colloidal Brazil-nut effect by systematically varying the mass and charge ratio. The results are summarized in fig. 2. The theory, which predicts the transition at $(Z_1+1)/(Z_2+1) = m_1/m_2$, is shown as a straight line there. All parameter combinations simulated are indeed separated by this theoretical prediction, confirming our simple theory. This is remarkable as any wall or bulk correlation effects are neglected in the theory.

In order to elucidate this further, we have compared the theoretical predictions $1/\gamma_1$, $1/\gamma_2$ for the heights with the simulation data in a situation where the transition line was crossed. In fig. 3 the heights are shown as a function of a varied charge Z_1 . The simulation data reveal that the variation of both heights h_i with Z_1 is large close to the transition and becomes maximal at the transition. In the theory, this feature is reproduced and accompanied by a generic cusp at the transition. Moreover, a marked maximum in the fluctuations of the mean heights of both species appears at the cusp. Though the cusp is smeared out and, in general, the heights are larger in the simulation data due to the density reduction close to the wall, there is still semi-quantitative agreement. The rapid variation of the heights at the transition implies that the location of the transition towards the Brazil-nut effect is very robust thus explaining the validity of the theory in fig. 2.

Finally, we address the case of added monovalent salt. Density profiles for the two macroion species and the counter- and coions are presented in fig. 4. Addition of salt reduces the Brazil-nut effect; in the inset of fig. 4, the heights are plotted *vs.* added salt concentration. The threshold salt concentration $c_s^{(0)}$ needed to reverse the Brazil-nut effect is estimated as $c_s^{(0)} \approx Z_1\rho_1(z_0) + Z_2\rho_2(z_0)$, which is the counterion concentration at the position z_0 where the two colloidal density profiles cross in the salt-free case. This salt concentration is indicated as an arrow in the inset of fig. 4, confirming the validity of the estimate. Though the Brazil-nut effect is proven to remain stable with respect to added salt, it will only show up for deionized solutions. Highly charged suspensions in non-polar solvents with a small dielectric constant ϵ and low-impurity ion concentrations [21] are promising candidates to exhibit a strong Brazil-nut effect.

In conclusion, we predict an analog of the granular Brazil-nut effect in equilibrium sediments of charged suspensions, which is generated by an entropic charge lifting due to the Coulomb coupling to the counterions. An experimental verification of the levitation should be possible employing depolarized light scattering [9] or confocal microscopy [21]. The simulated charge asymmetries correspond to micelles and proteins rather than highly charged colloids but the simple theory which was confirmed by the simulations is applicable for arbitrary charges.

The lifting effect is immediately generalizable to sediments of solutions which are polydisperse in mass and charge [22]. Therefore, the colloidal Brazil-nut effect has important biochemical implications for the separation of polydisperse biological matter, such as proteins, which can be dissolved in non-polar solvents [23]. Analytical sedimentation is typically used in an ultracentrifuge to separate different species [24]. The colloidal Brazil-nut effect implies that the separation is sensitive to the mass per charge but not to the mass itself.

* * *

We are grateful to T. PALBERG, F. SCHEFFOLD, A. PHILIPSE, C. N. LIKOS, R. VAN ROIJ and R. PIAZZA, for helpful discussions. Financial support within the Deutsche Forschungsgemeinschaft (wetting priority program and SFB TR6) is gratefully acknowledged.

REFERENCES

- [1] WILLIAMS J. C., *Powder Technol.*, **15** (1976) 245.
- [2] ROSATO A., STRANDBURG K. J., PRINZ F. and SWENDSEN R. H., *Phys. Rev. Lett.*, **58** (1987) 1038.
- [3] SHINBROT T. and MUZZIO F. J., *Phys. Rev. Lett.*, **81** (1998) 4365.
- [4] HONG D. C., QUINN P. V. and LUDING S., *Phys. Rev. Lett.*, **86** (2001) 3423.
- [5] BOTH J. A. and HONG D. C., *Phys. Rev. Lett.*, **88** (2002) 124301.
- [6] BREU A. P. J., ENSNER H.-M., KRUELLE C. A. and REHBERG I., *Phys. Rev. Lett.*, **90** (2003) 014302.
- [7] LOBASKIN V., LYUBARTSEV A. and LINSE P., *Phys. Rev. E*, **63** (2001) 020401.
- [8] RUTGERS M. A., DUNSMUIR J. H., XUE J.-Z., RUSSEL W. B. and CHAIKIN P. M., *Phys. Rev. B*, **53** (1996) 5043.
- [9] PIAZZA R., BELLINI T. and DEGIORGIO V., *Phys. Rev. Lett.*, **71** (1993) 4267.
- [10] PHILIPSE A. P. and KOENDERINK G. H., *Adv. Colloid Interface Sci.*, **100** (2003) 613.
- [11] EINSTEIN A., *Ann. Phys. (Leipzig)*, **17** (1905) 549; **19** (1906) 371; PERRIN J., *J. Phys. (Paris)*, **9** (1910) 5.
- [12] BIBEN T. and HANSEN J.-P., *J. Phys. Condens. Matter*, **6** (1994) A345.
- [13] SIMONIN J.-P., *J. Phys. Chem.*, **99** (1995) 1577.
- [14] LÖWEN H., *J. Phys. Condens. Matter*, **10** (1998) L479.
- [15] TELLEZ G. and BIBEN T., *Eur. Phys. J. E*, **2** (2000) 137.
- [16] VAN ROIJ R., *J. Phys. Condens. Matter*, **15** (2003) S3569.
- [17] Simulation data for a pure one-component colloidal system based on similar techniques as in the present paper will be published elsewhere.
- [18] LEKNER J., *Physica A*, **176** (1991) 485.
- [19] BIBEN T. and HANSEN J.-P., *Mol. Phys.*, **80** (1993) 853; WALLISER H., *Phys. Rev. Lett.*, **89** (2002) 189603.
- [20] The charge non-neutrality at the system boundaries will result in a small electric field, as recently predicted by theory in ref. [16] and also confirmed by simulation of the one-component colloidal system (HYNNINEN A.-P., VAN ROIJ R. and DIJKSTRA M., *Europhys. Lett.*, **65** (2004) 719). The presence of this field, however, will change neither the density field for intermediate z nor the general conclusions of our analysis which assumes local charge neutrality. For the data of fig. 1, our simulation result for the field was smaller than $mg/(Z/q + 1)e$.
- [21] ROYALL C. P., LEUNISSEN M. E. and VAN BLAADEREN A., *J. Phys. Condens. Matter*, **15** (2003) S3581.
- [22] BELLIER-CASTELLA L. and XU H., *J. Phys. Condens. Matter*, **15** (2003) 5417.
- [23] GUZMAN-CASADO M., GARCIA-MIRA M. M., SANCHEZ-RUIZ J. M., GIMENEZ-GALLEGO G. and PARODY-MORREALE A., *Int. J. Biol. Macromol.*, **31** (2002) 45.
- [24] HARDING S. E., ROWE A. J. and NORTON J. C. (Editors), *Analytical Ultracentrifugation in Biochemistry and Polymer Science* (The Royal Society of Chemistry, Cambridge) 1992.